



SNYDER



Equipment, Inc.

Storing, Rolling, Lifting since 1947

PRODUCT INFORMATION

MAYLINE NETWORK ENCLOSURES AND RACKS

2946 Larimer St. Denver, CO 80205
303-295-1100 / 800-373-7693
FAX 303-295-2464
Email info@snyderequipment.com
www.snyderequipment.com

Network Enclosures & Racks



Data/LAN Cabinets
Seismic Cabinets
CableMax™ Cabinets
Jetstream Cabinets
Co-Lo Cabinets™
Wall Mount Cabinets
Relay Racks
Open Architecture Racking
Technical Workbenches

DATA/LAN CABINETS (DLC)

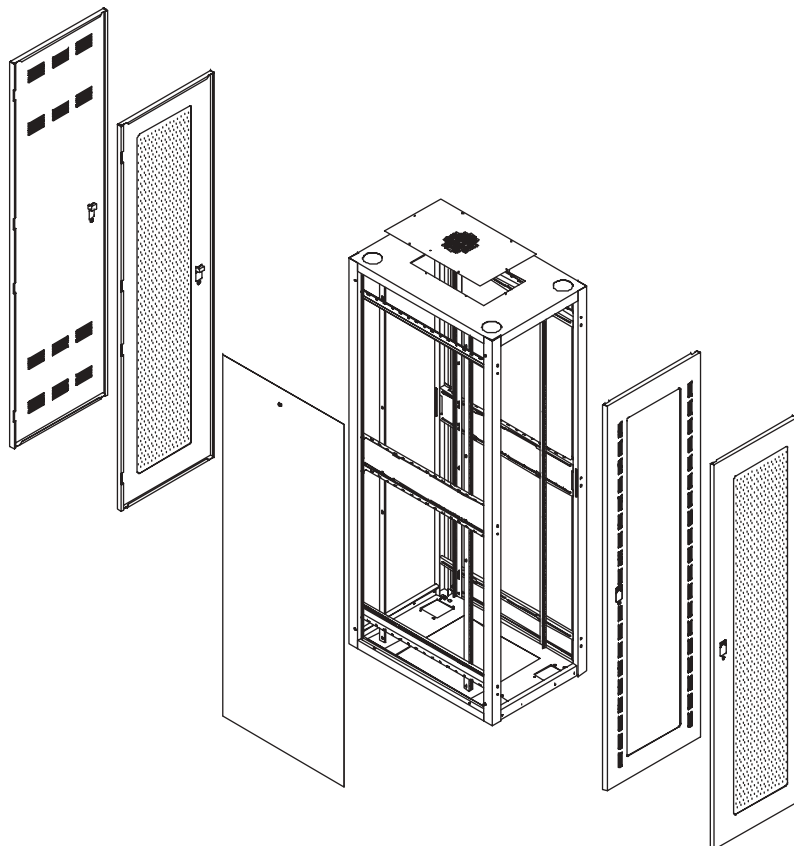
Mayline Customer Service: 1-800-822-8037

- Standard with two pair of front to rear adjustable 19" or 23" EIA rack mount rails with attaching hardware to accommodate any standard rack mounted equipment.
- Open base cutout allows for easy cable access and ventilation and is equipped with leveling feet or optional recessed casters.
- Provides 45U of rack-mountable space in standard 84"H cabinets.
- Weight capacity is tested at 2000 lbs. per cabinet. (leveling feet)
- Front and rear doors manufactured with concealed hinges allowing the doors to be field reversible in swing direction. Critical when connecting enclosures together.
- Flush surface lock for quick lift-off side panels
- Choose between a compression style keyed lock or combination style lock as standard. Electronic locks with additional features are available.
- Front to rear cable tie slots come standard in cross beams on cabinet.
- Available with a multitude of interior components, power and cable management options.
- Common accessories for all cabinets found on pages 12-15.
- Standard with four cable knockouts in top panel, 3 1/2" diameter.
- Internal dimension of usable rack mount space with rails fully extended is 36"D = 33 3/8", 42"D = 39 3/8".
- **Standard paint finishes:** DX5 Chameleon Textured, DU5 Autumn White Textured, DW5 Graphite Textured, DV5 Black Textured

ORDERING DLC CABINETS

PRODUCT NUMBER DEFINITION

<p>1st Definition: Frame Size ————— <u>91</u></p> <p>91 = 24"W x 36"D x 84"H Cabinet Dimensions 92 = 29"W x 36"D x 84"H Cabinet Dimensions 93 = 24"W x 42"D x 84"H Cabinet Dimensions 94 = 29"W x 42"D x 84"H Cabinet Dimensions</p> <p>2nd Definition: Door and Lock Type ————— <u>C</u></p> <p>A = Plexi Front Door/Perforated Rear Door, Keyed Lock B = Plexi Front Door/Perforated Rear Door, Combination Lock C = Plexi Front Door/Louvered Steel Rear Door, Keyed Lock D = Plexi Front Door/Louvered Steel Rear Door, Combination Lock E = Perforated Front Door/Perforated Rear Door, Keyed Lock F = Perforated Front Door/Perforated Rear Door, Combination Lock</p>	<p>3rd Definition: Side Panels ————— <u>2</u></p> <p>0 = no side panels 1 = 1 solid steel side panel 2 = 2 solid steel side panels</p>
--	---

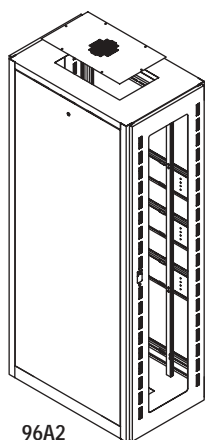


Model No.	Description	Wt.	List Price
91R	24"x36" cabinet frame only, no doors, no side panels	70 #	\$1200
92R	29"x36" cabinet frame only, no doors, no side panels	75 #	\$1305
93R	24"x42" cabinet frame only, no doors, no side panels	80 #	\$1475
94R	29"x42" cabinet frame only, no doors, no side panels	85 #	\$1620
91A0	24"x36" plexi front door/perforated rear door, keyed lock, no side panels	100 #	\$1988
91A1	24"x36" plexi front door/perforated rear door, keyed lock, one side panel	156 #	\$2209
91A2	24"x36" plexi front door/perforated rear door, keyed lock, two side panels	212 #	\$2431
91B0	24"x36" plexi front door/perforated rear door, combination lock, no side panels	100 #	\$2029
91B1	24"x36" plexi front door/perforated rear door, combination lock, one side panel	156 #	\$2251
91B2	24"x36" plexi front door/perforated rear door, combination lock, two side panels	212 #	\$2472
91C0	24"x36" plexi front door/louvered steel rear door, keyed lock, no side panels	110 #	\$1916
91C1	24"x36" plexi front door/louvered steel rear door, keyed lock, one side panel	166 #	\$2137
91C2	24"x36" plexi front door/louvered steel rear door, keyed lock, two side panels	222 #	\$2359
91D0	24"x36" plexi front door/louvered steel rear door, combination lock, no side panels	110 #	\$2060
91D1	24"x36" plexi front door/louvered steel rear door, combination lock, one side panel	166 #	\$2178
91D2	24"x36" plexi front door/louvered steel rear door, combination lock, two side panels	222 #	\$2400
91E0	24"x36" perforated front door/perforated rear door, keyed lock, no side panels	90 #	\$1916
91E1	24"x36" perforated front door/perforated rear door, keyed lock, one side panel	146 #	\$2137
91E2	24"x36" perforated front door/perforated rear door, keyed lock, two side panels	202 #	\$2359
91F0	24"x36" perforated front door/perforated rear door, combination lock, no side panels	90 #	\$2060
91F1	24"x36" perforated front door/perforated rear door, combination lock, one side panel	146 #	\$2178
91F2	24"x36" perforated front door/perforated rear door, combination lock, two side panels	202 #	\$2400
92A0	29"x36" plexi front door/perforated rear door, keyed lock, no side panels	170 #	\$2117
92A1	29"x36" plexi front door/perforated rear door, keyed lock, one side panel	226 #	\$2338
92A2	29"x36" plexi front door/perforated rear door, keyed lock, two side panels	282 #	\$2560
92B0	29"x36" plexi front door/perforated rear door, combination lock, no side panels	170 #	\$2158
92B1	29"x36" plexi front door/perforated rear door, combination lock, one side panel	226 #	\$2379
92B2	29"x36" plexi front door/perforated rear door, combination lock, two side panels	282 #	\$2601
92C0	29"x36" plexi front door/louvered steel rear door, keyed lock, no side panels	180 #	\$2045
92C1	29"x36" plexi front door/louvered steel rear door, keyed lock, one side panel	236 #	\$2266
92C2	29"x36" plexi front door/louvered steel rear door, keyed lock, two side panels	292 #	\$2487
92D0	29"x36" plexi front door/louvered steel rear door, combination lock, no side panels	180 #	\$2189
92D1	29"x36" plexi front door/louvered steel rear door, combination lock, one side panel	236 #	\$2307
92D2	29"x36" plexi front door/louvered steel rear door, combination lock, two side panels	292 #	\$2529
92E0	29"x36" perforated front door/perforated rear door, keyed lock, no side panels	160 #	\$2045
92E1	29"x36" perforated front door/perforated rear door, keyed lock, one side panel	216 #	\$2266
92E2	29"x36" perforated front door/perforated rear door, keyed lock, two side panels	272 #	\$2487
92F0	29"x36" perforated front door/perforated rear door, combination lock, no side panels	160 #	\$2189
92F1	29"x36" perforated front door/perforated rear door, combination lock, one side panel	216 #	\$2307
92F2	29"x36" perforated front door/perforated rear door, combination lock, two side panels	272 #	\$2529
93A0	24"x42" plexi front door/perforated rear door, keyed lock, no side panels	190 #	\$2117
93A1	24"x42" plexi front door/perforated rear door, keyed lock, one side panel	246 #	\$2338
93A2	24"x42" plexi front door/perforated rear door, keyed lock, two side panels	302 #	\$2560
93B0	24"x42" plexi front door/perforated rear door, combination lock, no side panels	190 #	\$2158
93B1	24"x42" plexi front door/perforated rear door, combination lock, one side panel	246 #	\$2379
93B2	24"x42" plexi front door/perforated rear door, combination lock, two side panels	302 #	\$2601
93C0	24"x42" plexi front door/louvered steel rear door, keyed lock, no side panels	200 #	\$2045
93C1	24"x42" plexi front door/louvered steel rear door, keyed lock, one side panel	256 #	\$2266
93C2	24"x42" plexi front door/louvered steel rear door, keyed lock, two side panels	312 #	\$2487
93D0	24"x42" plexi front door/louvered steel rear door, combination lock, no side panels	200 #	\$2189
93D1	24"x42" plexi front door/louvered steel rear door, combination lock, one side panel	256 #	\$2307
93D2	24"x42" plexi front door/louvered steel rear door, combination lock, two side panels	312 #	\$2529
93E0	24"x42" perforated front door/perforated rear door, keyed lock, no side panels	180 #	\$2045
93E1	24"x42" perforated front door/perforated rear door, keyed lock, one side panel	236 #	\$2266
93E2	24"x42" perforated front door/perforated rear door, keyed lock, two side panels	292 #	\$2487
93F0	24"x42" perforated front door/perforated rear door, combination lock, no side panels	180 #	\$2189
93F1	24"x42" perforated front door/perforated rear door, combination lock, one side panel	236 #	\$2307

Model No.	Description	Wt.	List Price
93F2	24"x42" perforated front door/perforated rear door, combination lock, two side panels	292 #	\$2529
94A0	29"x42" plexi front door/perforated rear door, keyed lock, no side panels	200 #	\$2245
94A1	29"x42" plexi front door/perforated rear door, keyed lock, one side panel	256 #	\$2467
94A2	29"x42" plexi front door/perforated rear door, keyed lock, two side panels	312 #	\$2688
94B0	29"x42" plexi front door/perforated rear door, combination lock, no side panels	200 #	\$2287
94B1	29"x42" plexi front door/perforated rear door, combination lock, one side panel	256 #	\$2508
94B2	29"x42" plexi front door/perforated rear door, combination lock, two side panels	312 #	\$2730
94C0	29"x42" plexi front door/louvered steel rear door, keyed lock, no side panels	210 #	\$2173
94C1	29"x42" plexi front door/louvered steel rear door, keyed lock, one side panel	266 #	\$2395
94C2	29"x42" plexi front door/louvered steel rear door, keyed lock, two side panels	322 #	\$2616
94D0	29"x42" plexi front door/louvered steel rear door, combination lock, no side panels	210 #	\$2318
94D1	29"x42" plexi front door/louvered steel rear door, combination lock, one side panel	266 #	\$2436
94D2	29"x42" plexi front door/louvered steel rear door, combination lock, two side panels	322 #	\$2657
94E0	29"x42" perforated front door/perforated rear door, keyed lock, no side panels	190 #	\$2173
94E1	29"x42" perforated front door/perforated rear door, keyed lock, one side panel	246 #	\$2395
94E2	29"x42" perforated front door/perforated rear door, keyed lock, two side panels	302 #	\$2616
94F0	29"x42" perforated front door/perforated rear door, combination lock, no side panels	190 #	\$2318
94F1	29"x42" perforated front door/perforated rear door, combination lock, one side panel	246 #	\$2436
94F2	29"x42" perforated front door/perforated rear door, combination lock, two side panels	302 #	\$2657

SEISMIC CABINET

- Compliant in accordance with Bellcore NEBS GR-63-core seismic specifications.
- Designed to full Zone 4 certification.
- Heavy duty 14 gauge all welded reinforced frame construction.
- Standard with two pair front to rear adjustable 19" EIA rails.
- Available in 24"Wx36"Dx84"H cabinet, providing 45U of rack mountable space.
- Choose between a compression style keyed lock or combination style lock as standard. Electronic locks with additional features are available.
- Available with a multitude of interior components, power and cable management options.
- Common accessories for all cabinets found on pages 12-15.
- **Standard paint finishes:** DX5 Chameleon Textured, DU5 Autumn White Textured, DW5 Graphite Textured, DV5 Black Textured

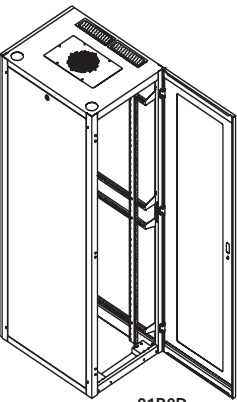


Model No.	Description	Wt.	List Price
96A0	24"x36" plexi front door/perforated rear door, keyed lock, no side panels	175 #	\$2575
96A1	24"x36" plexi front door/perforated rear door, keyed lock, one side panel	231 #	\$2802
96A2	24"x36" plexi front door/perforated rear door, keyed lock, two side panels	287 #	\$3039
96B0	24"x36" plexi front door/perforated rear door, combination lock, no side panels	175 #	\$2616
96B1	24"x36" plexi front door/perforated rear door, combination lock, one side panel	231 #	\$2843
96B2	24"x36" plexi front door/perforated rear door, combination lock, two side panels	287 #	\$3080
96C0	24"x36" plexi front door/louvered steel rear door, keyed lock, no side panels	185 #	\$2503
96C1	24"x36" plexi front door/louvered steel rear door, keyed lock, one side panel	241 #	\$2730
96C2	24"x36" plexi front door/louvered steel rear door, keyed lock, two side panels	297 #	\$2946
96D0	24"x36" plexi front door/louvered steel rear door, combination lock, no side panels	185 #	\$2544
96D1	24"x36" plexi front door/louvered steel rear door, combination lock, one side panel	241 #	\$2771
96D2	24"x36" plexi front door/louvered steel rear door, combination lock, two side panels	297 #	\$2987
96E0	24"x36" perforated front door/perforated rear door, keyed lock, no side panels	165 #	\$2503
96E1	24"x36" perforated front door/perforated rear door, keyed lock, one side panel	221 #	\$2730
96E2	24"x36" perforated front door/perforated rear door, keyed lock, two side panels	277 #	\$2946
96F0	24"x36" perforated front door/perforated rear door, combination lock, no side panels	165 #	\$2544
96F1	24"x36" perforated front door/perforated rear door, combination lock, one side panel	221 #	\$2771
96F2	24"x36" perforated front door/perforated rear door, combination lock, two side panels	277 #	\$2987

CABLEMAX™ CABINET

Mayline Customer Service: 1-800-822-8037

- Provides 5.25" of unobstructed cable space for heavy cable applications.
- Provides superior cable management and improved airflow.
- Available in 29"W x 36"D x 84"H cabinet designed to accommodate any standard 19" rack mount equipment.
- Provides 45U of usable rack mount space.
- Top of cabinet includes 2 – 12" x 4" wire managers for ease of routing cables.
- Base cutout has a 428 sq. inch cutout for cables coming from the floor.
- Weight capacity is tested to 2,000 lbs. per cabinet on leveling feet.
- Available with an optional cable channel and cable D-clips to organize cables efficiently.
- Standard with 2 pair of #11 gauge, front to rear adjustable 19" EIA rack mount rails.
- Choose between a compression style keyed lock or combination style lock as standard. Electronic locks with additional features are available.
- Common accessories for all cabinets found on pages 12-15.
- **Standard paint finishes:** DX5 Chameleon Textured, DU5 Autumn White Textured, DW5 Graphite Textured, DV5 Black Textured

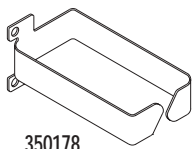


81B2R

Model No.	Description	Wt.	List Price
81B0R	Cable space right, plexi front door perforated rear door, combination lock, no side panels	170 #	\$ 2305
81B1R	Cable space right, plexi front door perforated rear door, combination lock, one side panel	226 #	\$ 2540
81B2R	Cable space right, plexi front door perforated rear door, combination lock, two side panels	282 #	\$ 2780
81F0R	Cable space right, perforated front door/perforated rear door, combination lock, no side panels	170 #	\$ 2340
81F1R	Cable space right, perforated front door/perforated rear door, combination lock, one side panel	226 #	\$ 2465
81F2R	Cable space right, perforated front door/perforated rear door, combination lock, two side panels	282 #	\$ 2700
81D0R	Cable space right, plexi front door/louvered steel rear door, combination lock, no side panels	170 #	\$ 2340
81D1R	Cable space right, plexi front door/louvered steel rear door, combination lock, one side panel	226 #	\$ 2465
81D2R	Cable space right, plexi front door/louvered steel rear door, combination lock, two side panels	282 #	\$ 2700
81A0R	Cable space right, plexi front door perforated rear door, keyed lock, no side panels	170 #	\$ 2260
81A1R	Cable space right, plexi front door perforated rear door, keyed lock, one side panel	226 #	\$ 2497
81A2R	Cable space right, plexi front door perforated rear door, keyed lock, two side panels	282 #	\$ 2735
81E0R	Cable space right, perforated front door/perforated rear door, keyed lock, no side panels	170 #	\$ 2185
81E1R	Cable space right, perforated front door/perforated rear door, keyed lock, one side panel	226 #	\$ 2420
81E2R	Cable space right, perforated front door/perforated rear door, keyed lock, two side panels	282 #	\$ 2655
81C0R	Cable space right, plexi front door/louvered steel rear door, keyed lock, no side panels	170 #	\$ 2185
81C1R	Cable space right, plexi front door/louvered steel rear door, keyed lock, one side panel	226 #	\$ 2420
81C2R	Cable space right, plexi front door/louvered steel rear door, keyed lock, two side panels	282 #	\$ 2655

Optional Accessories

- Cable routing channel mounts to cross beams in open channel for additional cable management points.
- Channel will accept optional D-clips or allow user to tie wrap cables.



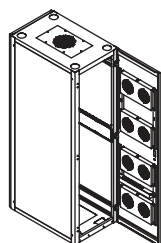
350178

350160	36" D CableMAX Side Panel, solid steel	56 #	\$ 215
350170	11 gauge, 45U Optional Cable Routing Channel	2 #	\$ 95
350175	Optional 2" x 2" D-Clips	.03 #	\$ 31
350178	Optional 2" x 5" D-Clip	.03 #	\$ 36

JETSTREAM CABINET

Mayline Customer Service: 1-800-822-8037

- Designed to control internal temperatures and eliminate hot spots within cabinet.
- Provides 1840 cfm of increased airflow to efficiently move cool air over equipment.
- Fans are powered by self contained surge protected strip.
- Technical engineering test results available upon request.
- Standard with two pair of front to rear adjustable 19" or 23" EIA rails.
- Choose between a compression style keyed latch or combination style lock as standard.
- Standard with four cable knockouts in top panel, 3 1/2" diameter.
- Available with a multitude of interior components, power and cable management options.
- Common accessories for all cabinets found on pages 12-15.
- **Standard paint finishes:** DX5 Chameleon Textured, DU5 Autumn White Textured, DW5 Graphite Textured, DV5 Black Textured

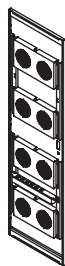


91G2

Model No.	Description	Wt.	List Price
91G0	24"x36" JetStream front door/perforated rear door, keyed lock, no side panels	215 #	\$4160
91G1	24"x36" JetStream front door/perforated rear door, keyed lock, one side panel	260 #	\$4380
91G2	24"x36" JetStream front door/perforated rear door, keyed lock, two side panels	320 #	\$4600
91H0	24"x36" JetStream front door/perforated rear door, combination lock, no side panels	215 #	\$4200
91H1	24"x36" JetStream front door/perforated rear door, combination lock, one side panel	260 #	\$4420
91H2	24"x36" JetStream front door/perforated rear door, combination lock, two side panels	320 #	\$4640
92G0	29"x36" JetStream front door/perforated rear door, keyed lock, no side panels	220 #	\$4290
92G1	29"x36" JetStream front door/perforated rear door, keyed lock, one side panel	265 #	\$4560
92G2	29"x36" JetStream front door/perforated rear door, keyed lock, two side panels	325 #	\$4730
92H0	29"x36" JetStream front door/perforated rear door, combination lock, no side panels	220 #	\$4330
92H1	29"x36" JetStream front door/perforated rear door, combination lock, one side panel	265 #	\$4600
92H2	29"x36" JetStream front door/perforated rear door, combination lock, two side panels	325 #	\$4770
93G0	24"x42" JetStream front door/perforated rear door, keyed lock, no side panels	225 #	\$4290
93G1	24"x42" JetStream front door/perforated rear door, keyed lock, one side panel	270 #	\$4510
93G2	24"x42" JetStream front door/perforated rear door, keyed lock, two side panels	330 #	\$4729
93H0	24"x42" JetStream front door/perforated rear door, combination lock, no side panels	225 #	\$4330
93H1	24"x42" JetStream front door/perforated rear door, combination lock, one side panel	270 #	\$4550
93H2	24"x42" JetStream front door/perforated rear door, combination lock, two side panels	330 #	\$4769
94G0	29"x42" JetStream front door/perforated rear door, keyed lock, no side panels	235 #	\$4420
94G1	29"x42" JetStream front door/perforated rear door, keyed lock, one side panel	280 #	\$4640
94G2	29"x42" JetStream front door/perforated rear door, keyed lock, two side panels	340 #	\$4857
94H0	29"x42" JetStream front door/perforated rear door, combination lock, no side panels	235 #	\$4460
94H1	29"x42" JetStream front door/perforated rear door, combination lock, one side panel	280 #	\$4680
94H2	29"x42" JetStream front door/perforated rear door, combination lock, two side panels	340 #	\$4897

JETSTREAM DOORS

- Sold individually for cabinets experiencing heat overloads.
- Can easily retrofit to Mayline DLC, Seismic, CableMax and Full Height CO-LO Cabinets.



1JK24

Model No.	Description	Wt.	List Price
1JK24	24"W JetStream front door, keyed lock	115 #	\$2500
1JC24	24"W JetStream front door, combination lock	115 #	\$2530
1JK29	29"W JetStream front door, keyed lock	120 #	\$2650
1JC29	29"W JetStream front door, combination lock	120 #	\$2680

- Field convertible allowing provider to reconfigure co-location compartments by simply purchasing new doors, rails and separators.
- Individually locked compartments provide security in leased computer spaces
- Completely secure separators between compartments that can support 250 lbs.
- Separate power and cable distribution to each compartment protecting co-locator's equipment from disruptions occurring in other compartments.
- Front and rear doors manufactured with concealed hinges allowing the doors to be field reversible in swing direction.
- Full complement of interior accessories available.
- Standard with two pair of front to rear adjustable 19" EIA rails for each compartment.
- Standard with two solid steel 18 gauge side panels.
- Standard with keyless combination style locks. Front and rear doors have matching combinations.
- All cabinets 84"H x 24"W x 36"D
- Common accessories for all cabinets found on pages 12-15.
- **Standard paint finishes:** DX5 Chameleon Textured, DU5 Autumn White Textured, DW5 Graphite Textured, DV5 Black Textured

1 COMPARTMENT DESIGN

- A single component design provides 45U of rack mount space.



Model No.	Description	Wt.	List Price
98B2	1 Compartment, plexi front door/perforated rear door, combination lock	212 #	\$2360
98D2	1 Compartment, plexi front door/louvered steel rear door, combination lock	222 #	\$2290
98F2	1 Compartment, perforated front door/perforated rear door, combination lock	202 #	\$2290

98B2

2 COMPARTMENT DESIGN

- Two vertically stacked individual locked compartments with secure cable runway.
- Each compartment includes 22U of rack mount space.

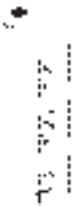


Model No.	Description	Wt.	List Price
98H2	2 Compartment, plexi front door/perforated rear door, combination lock	232 #	\$2631
98K2	2 Compartment, plexi front door/louvered steel rear door, combination lock	242 #	\$2599
98N2	2 Compartment, perforated front door/perforated rear door, combination lock	222 #	\$2599

98H2

3 COMPARTMENT DESIGN

- Three vertically stacked individual locked compartments with secure cable runway.
- Each compartment includes 14U of rack mount space.



Model No.	Description	Wt.	List Price
98I2	3 Compartment, plexi front door/perforated rear door, combination lock	242 #	\$2951
98L2	3 Compartment, plexi front door/louvered steel rear door, combination lock	252 #	\$2871
98P2	3 Compartment, perforated front door/perforated rear door, combination lock	232 #	\$2871

98I2

CO-LO DOORS

- Sold individually for reconfiguration of cabinet.
- Available with combination locks that can be reprogrammed with factory pre-programmed combinations and master key.

Model No.	Description	Wt.	List Price
1PX24	Full height plexi front door/perforated rear door, combination lock	70 #	\$680
1PF24	Full height perforated front door/perforated rear door, combination lock	64 #	\$620
1ST24	Full height plexi front door/louvered steel rear door, combination lock	70 #	\$590
2PX24	1/2 height plexi front door/perforated rear door, combination lock	34 #	\$489
2PF24	1/2 height perforated front door/perforated rear door, combination lock	32 #	\$445
2ST24	1/2 height plexi front door/louvered steel rear door, combination lock	34 #	\$438
3PX24	1/3 height plexi front door/perforated rear door, combination lock	24 #	\$449
3PF24	1/3 height perforated front door/perforated rear door, combination lock	22 #	\$419
3ST24	1/3 height plexi front door/louvered steel rear door, combination lock	24 #	\$398
350237	Combination Lock Kit that allows doors to be field retrofit with hinges on left side	1 #	\$55

CO-LO RAILS (SOLD INDIVIDUALLY FOR FIELD RETROFIT)

Mayline Customer Service: 1-800-822-8037

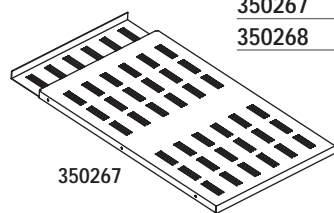
- Variety of 11-gauge fully adjustable 19" EIA steel rails to meet most hardware manufactures requirements
- Available in 1/3, 1/2 or full heights
- Rails come standard with 24-#10-32 cage nuts
- Rails sold in pairs

Model No.	Description	Wt.	List Price
350261	Full Height, square hole	5 #	\$103
350262	1/2 Height, square hole	3 #	\$78
350263	1/3 Height, square hole	2.5 #	\$62
350264	Full Height, Sun Microsystem compatible	5 #	\$155
350265	1/2 Height, Sun Microsystem compatible	3 #	\$129
350266	1/3 Height, Sun Microsystem compatible	2.5 #	\$72
350226	Package of 24 10-32 thread cage nuts	.10 #	\$11
350236	Package of 24 12-24 thread cage nuts	.10 #	\$25
350254	Package of 24 M6X1 thread cage nuts	.10 #	\$23

COMPARTMENT SEPARATORS (SOLD INDIVIDUALLY FOR FIELD RETROFIT)

- **Standard paint finishes:** DX5 Chameleon Textured, DU5 Autumn White Textured, DW5 Graphite Textured, DV5 Black Textured

Model No.	Description	Wt.	List Price
350267	CoLo separator	10 #	\$129
350268	CoLo base separator	10 #	\$129

**COMMON CABINET ACCESSORIES****SIDE PANEL (SOLD INDIVIDUALLY)**

- Flush surface lock for quick lift off side panels.
- 18 gauge CRS side panels available in two depths.
- Self-locating pins for easy installation.
- **Standard paint finishes:** DX5 Chameleon Textured, DU5 Autumn White Textured, DW5 Graphite Textured, DV5 Black Textured

Model No.	Description	Wt.	List Price
40584363	36"D Side Panel, solid steel	56 #	\$217
4058442	42"D Side Panel, solid steel	60 #	\$263

40584363

RACK MOUNT RAILS

- 11 gauge CRS Universal square rack mount rail allowing the use of 10-32, 12-24 or M6 hardware.
- Rails are sold in pairs.

Model No.	Description	Wt.	List Price
120	Full Height, square hole, reversible for 29"W cab	8 #	\$182
121	Full Height, square hole, for 24"W cab	5 #	\$104
350226	Package of 24 10-32 thread cage nuts	.10 #	\$11
350236	Package of 24 12-24 thread cage nuts	.10 #	\$25
350254	Package of 24 M6X1 thread cage nuts	.10 #	\$23

KEYBOARD OPTIONS

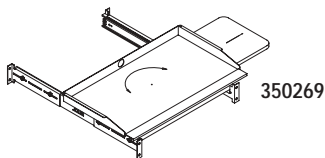
Mayline Customer Service: 1-800-822-8037

- Convenient keyboard shelves designed to accommodate trays up to 17.75".
- Stores neatly in cabinet when not in use.
- Maximum weight capacity of 40 lbs.
- Mounting hardware, brackets and slides included.
- Inside tray dimension of deluxe pivoting keyboard tray is 10.75"D x 20.5"W.
- Available in Black Finish.

350224

Model No.	Description	Wt.	List Price
350224	19" Rack Mount Pivoting Keyboard Platform	14 #	\$164
350269	Deluxe 19" Rack Mount Pivoting Keyboard w/sliding mouse tray	18 #	\$230
350232	23" Rack Mount Keyboard Platform	16 #	\$167

350232



350269

STATIONARY SHELF

- Vented to provide maximum air flow inside the cabinet.
- 14 gauge Steel shelves available in two depths.
- Maximum weight capacity is 250 lbs.
- Mounting hardware included.
- Available in Black Finish.

4211730

Model No.	Description	Wt.	List Price
4211730	Stationary Shelf, 17"W x 30"D (24x36 cabs)	16 #	\$123
4212130	Stationary Shelf, 21"W x 30"D (29x36 cabs)	19 #	\$131
4211736	Stationary Shelf, 17"W x 36"D (24x42 cabs)	19 #	\$131
4212136	Stationary Shelf, 21"W x 36"D (29x42 cabs)	22 #	\$157

SLIDING SHELF

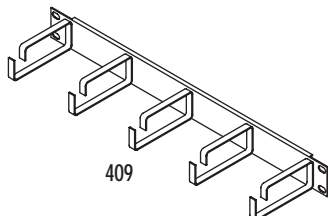
- Vented to provide maximum air flow inside the cabinet.
- 14 gauge Steel shelves available in two depths.
- Shelves provide easy roll-out access to your equipment.
- Available in Black Finish.
- Mounting hardware and one pair of single extension slides included.
- Mayline recommends cabinet be bolted to floor or anti-tip feet be purchased with use of sliding shelves.
- 250 lbs. load maximum.

4221536

Model No.	Description	Wt.	List Price
4221530	Sliding Shelf, 15"W x 30"D (24x36 cabs) 100# capacity	15 #	\$202
4221930	Sliding Shelf, 19"W x 30"D (29x36 cabs) 200# capacity	17 #	\$211
4221536	Sliding Shelf, 15"W x 36"D (24x42 cabs) 200# capacity	18 #	\$214
4221936	Sliding Shelf, 19"W x 36"D (29x42 cabs) 200# capacity	20 #	\$231

CABLE MANAGEMENT

- Rack Mount panel neatly routes and manages cabling.
- 16 gauge CRS.
- Available in black finish.
- Mounting hardware included.



409

Model No.	Description	Wt.	List Price
409	19" Rack Mount organizer with (5) 1 1/2"H x 2 1/2"D D-rings (1U)	2 #	\$41
413	19" Rack Mount organizer with (18) small cable hangers and (2) horizontal rings (1U)	2 #	\$53

FAN OPTION

Mayline Customer Service: 1-800-822-8037

- Available in 105 cfm, 230 cfm and 550 cfm options
- Fan kit draws air into the cabinet and forces warm air out through the vents.
- Numerous options available to aid in the cooling of your equipment.
- Fan kits can be added to all cabinets.
- Mounting hardware and fan cord included.

	Model No.	Description	Wt.	List Price
	350222	550 cfm fan	6 #	\$236
	350238	Pair of 230cfm fans w/ top-of-cabinet mounting panel	5 #	\$302
350222	350239	105 cfm fan w/ mounting box for rear perforated doors	4 #	\$181
	350241	Rack Mount Fan Panel w/ 2-50cfm fans, 3U	10 #	\$414

FILLER PANEL

- Provides a clean look to any installation by covering open or unused rack space.
- Use with all 19" EIA spacing.
- Constructed of 12 gauge CRS.
- Available in Black Finish.

	Model No.	Description	Wt.	List Price
	342050	1U Steel Filler Panel 19"W	.5 #	\$30
	342052	2U Steel Filler Panel 19"W	1.0 #	\$35
	342054	3U Steel Filler Panel 19"W	1.5 #	\$38
342054	342056	4U Steel Filler Panel 19"W	1.8 #	\$43
	342058	5U Steel Filler Panel 19"W	2.0 #	\$56

RACKMOUNT ADAPTER

- Provides option to rackmount 19" equipment in 23" wide cabinet rails.
- Hole spacing dimensions are EIA standard.
- Sold in pairs.
- Constructed of 12 gauge CRS.
- Available in black finish.

	Model No.	Description	Wt.	List Price
	350243	1U Rack Bracket Adapter 23"spacing to 19" spacing	.20 #	\$26
	350244	2U Rack Bracket Adapter 23"spacing to 19" spacing	.30 #	\$29
	350245	3U Rack Bracket Adapter 23"spacing to 19" spacing	.30 #	\$32
350245	350246	4U Rack Bracket Adapter 23"spacing to 19" spacing	.40 #	\$35
	350247	5U Rack Bracket Adapter 23"spacing to 19" spacing	.50 #	\$39

ADDITIONAL OPTIONS

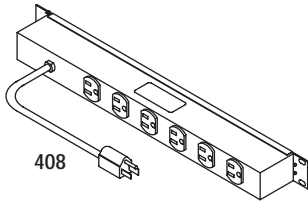
- Caster kit includes casters, steel mounting box and hardware.

	Model No.	Description	Wt.	List Price
	113	Set of 4 Casters, 1000# capacity (adds 3/4" to overall cabinet height)	11 #	\$122
	350248	Anti -Tip Feet (Pair) w/Attaching Hardware	20 #	\$86
	350249	Standard Ganging Kit	1 #	\$5
	350250	Isolated Ganging Kit	1 #	\$59
	350251	Copper Bussbar 19" rack mounted (isolated)	2 #	\$79

POWER OPTION

Mayline Customer Service: 1-800-822-8037

- Variety of power options to facilitate a multitude of needs in data center applications.
- Available in 15 or 20 amp solutions.
- Rack Mountable power options are 1U high.
- Mounting hardware included.



408

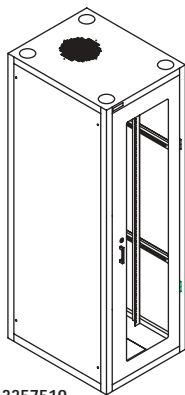
Model No.	Description	Wt.	List Price
408	Rack Mountable Power Strip 15 amp w/surge protector	2.0 #	\$220
350174	48"L, 10 outlet power strip, 15 amp w/surge protector	4.0 #	\$200
350172	48"L, 16 outlet power strip, 15 amp, 15' cord	4.0 #	\$167
350181	72"L, 24 outlet power strip, 15 amp, 15' cord	4.5 #	\$177
350188	72"L, 12 outlet power strip, 20 amp w/ twistlock, 10 ft.cord	5.0 #	\$190
350189	72"L, 12 outlet power strip, 20 amp w/ 15 amp straight blade outlets,10 ft.cord	5.0 #	\$188

350181

STANDARD DATA CABINET (SDC)

Mayline Customer Service: 1-800-822-8037

- Ideal for network and telecommunication applications.
- Weight capacity is tested at 1000 lbs. per cabinet on leveling feet.
- Standard with two pair of front to rear adjustable 19" EIA rack mount rails with attaching hardware.
- **Standard paint finishes:** DX5 Chameleon Textured, DU5 Autumn White Textured, DW5 Graphite Textured, DV5 Black Textured
- Cabinet provides 14U in 30"H, 24U in 48"H, 38U in 72", 40U in 75"H and 45U in 84"H.
- Plexiglas locking front door, vented steel rear door and removable side panels.
- Standard with four - 3 1/2" cable knockouts in top panel.
- Available with a multitude of interior components.

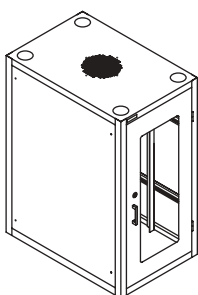


3357519

Model No.	Description	Wt.	List Price
3358436	24"W x 36"D x 84"H SDC Cabinet, with 19" rails (2 pair) (includes 48 Cage-Nuts)	220 #	\$1643
3357236	24"W x 36"D x 72"H SDC Cabinet, with 19" rails (2 pair) (includes 48 Cage-Nuts)	168 #	\$1399
3357519	24"W x 30"D x 75"H SDC Cabinet, with 19" rails (2 pair) (includes 48 Cage-Nuts)	164 #	\$1361
3354836	24"W x 36"D x 48"H SDC Cabinet, with 19" rails (2 pair) (includes 48 Cage-Nuts)	148 #	\$1100
3353036	24"W x 36"D x 30"H SDC Cabinet, with 19" rails (2 pair) (includes 48 Cage-Nuts)	120 #	\$996
3321930V	Shelf, 17"W x 24"D, fixed perforated steel, 250 # load rating	13 #	\$112
3331930V	Shelf, 16"W x 24"D, sliding perforated steel, 100 # load rating	17 #	\$168
4211730	Shelf, 17"W x 30"D, fixed vented steel, 250# load rating	15 #	\$123
4221530	Shelf, 15"W x 30"D, sliding vented steel, 200# load rating	18 #	\$202

Options

350226	Package of 24 10-32 thread Cage-Nuts (for attaching equipment to rail set)	.10 #	\$11
350224	Keyboard drawer, pivoting	14 #	\$164
350222	Fan assembly, 550 cfm	6 #	\$236
350221	Casters, set of four 3", 1,000 # load rating	7 #	\$134
350181	72"L, 24 outlet power strip, 15 amp, 15' cord	4.5 #	\$177
350174	Power strip, 4 ft. (10 outlets) w/surge suppressor-450 joules, 15 amp	4 #	\$200
350171	Power strip, 12" (6 outlets) w/surge protector-45 joules	2 #	\$14



3354836


WALL MOUNT CABINETS

Mayline Customer Service: 1-800-822-8037


- Uses less space than conventional floor racks and cabinets.
- Top and bottom knockouts provide easy cable access.
- Standard with (2) cam locks, keyed the same.
- **Standard paint finishes:** DX5 Chameleon Textured, DU5 Autumn White Textured, DW5 Graphite Textured, DV5 Black Textured
- Double-hinge design provides front and rear access to equipment.
- Provides 12U (24"H) or 26U (48"H) of secure rack mounting space.
- 24" H accommodates 100 lbs. 48" H accommodates 150 lbs.



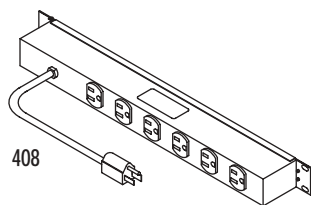
401



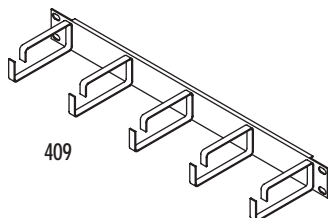
403



405



408



409



410

350226

Model No.	Description	Wt.	List Price
401	Wall Mount Cabinet 24"Hx21"Dx21"W	75 #	\$617
402	Wall Mount Cabinet 24"Hx27"Dx21"W	80 #	\$720
403	Wall Mount Cabinet 48"Hx21"Dx21"W	120 #	\$874
404	Wall Mount Cabinet 48"Hx27"Dx21"W	130 #	\$1029
411	Additional Pair of Rails for 24"H Cabinet	2.5 #	\$57
412	Additional Pair of Rails for 48"H Cabinet	3 #	\$82

Model No.	Description	Wt.	List Price
405	Fixed Shelf for Wall Mount Encl. 17 1/2"Wx12"D, Black	8 #	\$76
3301815	Fixed Shelf for Wall Mount Encl. 17 1/2"Wx14 1/2"D, Black	10 #	\$88

Model No.	Description	Wt.	List Price
408	Rack Mountable Power Strip 15amp w/surge protector, 720 joules	2 #	\$220

Model No.	Description	Wt.	List Price
409	19" Rack Mount organizer with (5) 1 1/2"H x 2 1/2"D D-Rings (1U)	1 #	\$41
413	19" Rack Mount organizer with (18) small cable hangers and (2) horizontal rings (1U)	1 #	\$53

Model No.	Description	Wt.	List Price
410	Fan for Wall Mount Enclosure, 220 cfm (cord included)	1 #	\$231

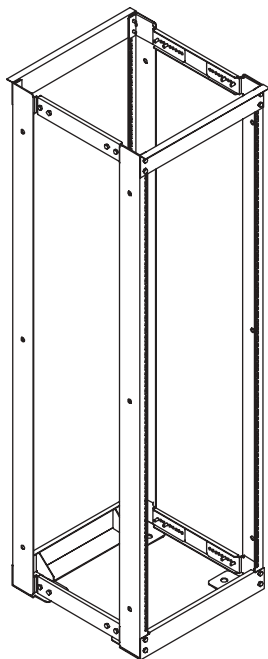
Model No.	Description	Wt.	List Price
350226	#10-32 cage nuts, qty 24 per bag	1 oz.	\$11
350236	#12-24 cage nuts, qty 24 per bag	1 oz.	\$25

DUAL ADJUSTABLE RACK

Mayline Customer Service: 1-800-822-8037

- A cost effective solution to rack mounting 19" EIA network equipment.
- Open rack design eliminates ventilation concerns.
- Enables users to easily manage cables and cross connects.
- Available in 72" or 84" heights and two depths: 21-26" or 27-32".
- Depths adjust in 1/2" increments.
- Provides 38U (72"H) or 45U (84"H) of rack mount space using square hole mounting rails.
- 1500 lb. weight capacity.
- Assembles quickly and easily.
- Customizable with a variety of shelves designed to support large networking equipment.
- All steel construction with black finish.

Model No.	Description	Wt.	List Price
3357226	Dual Adjustable Rack, 72"H x 19"W x 21-26"D	73 #	\$699
3357232	Dual Adjustable Rack, 72"H x 19"W x 27-32"D	76 #	\$719
3358426	Dual Adjustable Rack, 84"H x 19"W x 21-26"D	85 #	\$749
3358432	Dual Adjustable Rack, 84"H x 19"W x 27-32"D	88 #	\$769
3352126	Fixed Shelf, 21-26"D	19 #	\$139
3352732	Fixed Shelf, 27-32"D	22 #	\$155
3362126	Sliding Shelf, 21-26"D	17 #	\$249
3362732	Sliding Shelf, 27-32"D	20 #	\$269
3351902	Keyboard Tray with Articulating Mouse Platform	18 #	\$149

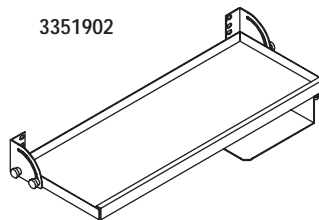


3358432

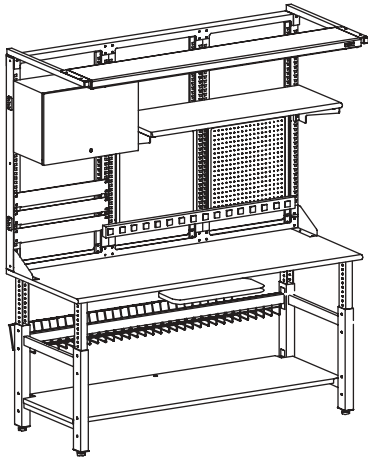
3362126

3352126

3351902



TECHWORKS™ TYPICAL



QTY.	DESCRIPTION	MODEL NO.	LIST PRICE
1	72"W X 30"D Table w/Lam.	728H	\$770
1	72"W x 48"H Upper Frame	713	\$455
1	48"W x 18"D Lam. Fixed Shelf	717H	\$315
1	Retractable Keyboard Platform	19500ATW	\$209
1	Full Base Shelf 72"W x 23"D	723	\$165
3	24"W x 3"H Part Bin Panels	758	\$126
1	24"W Lockable Storage Bin	763	\$400
1	48"W 15amp Power Strip	767	\$165
1	72"W Task Light (48"H Frames)	793	\$410
1	24"W x 24"H Pegboard	752	\$120
1	72"W Wire Cable Basket	779	\$215
1	24"W x 24"H Whiteboard	744	\$120
Total List Price			<u>\$3,470.00</u>

TABLES

- Available in 48", 60" and 72" widths, and 30" and 36" depths.
- Bullnose T-mold front edge with 3mm PVC on remaining sides. Black only.
- Tables are height adjustable from 26" to 38" (29" to 41" with caster kit).
- Table base accommodates a full or partial base shelf.
- Standard 3" cable management grommets on worksurface for ease of routing cables.
- 1" thick, 45 lb. density particle board with melamine, high pressure laminate or ESD laminate.
- Supports 1000 lbs. and has welded support foot and leveler.
- Worksurfaces attach with metal-to-metal fasteners.
- **Standard paint finishes:** DX5 Chameleon Textured, DU5 Autumn White Textured, DW5 Graphite Textured, DV5 Black Textured

Model No.	Description	Wt.	List Price
700	48"Wx30"D Adjustable Table w/melamine surface	139 #	\$630
700H	48"Wx30"D Adjustable Table w/High pressure laminate surface	139 #	\$700
700E	48"Wx30"D Adjustable Table w/ ESD laminate	139 #	\$770
701	48"Wx36"D Adjustable Table w/melamine surface	152 #	\$680
701H	48"Wx36"D Adjustable Table w/high pressure laminate surface	152 #	\$735
701E	48"Wx36"D Adjustable Table w/ESD laminate	152 #	\$805
727	60"Wx30"D Adjustable Table w/melamine surface	162 #	\$680
727H	60"Wx30"D Adjustable Table w/high pressure laminate surface	162 #	\$735
727E	60"Wx30"D Adjustable Table w/ESD surface	162 #	\$805
702	60"Wx36"D Adjustable Table w/melamine surface	177 #	\$700
702H	60"Wx36"D Adjustable Table w/high pressure laminate surface	177 #	\$770
702E	60"Wx36"D Adjustable Table w/ESD Surface	177 #	\$840
728	72"Wx30"D Adjustable Table w/melamine surface	185 #	\$700
728H	72"Wx30"D Adjustable Table w/high pressure laminate surface	185 #	\$770
728E	72"Wx30"D Adjustable Table w/ESD surface	185 #	\$840
703	72"Wx36"D Adjustable Table w/melamine surface	200 #	\$735
703H	72"Wx36"D Adjustable Table w/high pressure laminate surface	200 #	\$805
703E	72"Wx36"D Adjustable Table w/ESD surface	200 #	\$875
729	48"Wx30"D Adjustable Corner Table w/melamine surface	160 #	\$720
729H	48"Wx30"D Adjustable Corner Table w/high pressure laminate surface	160 #	\$785
729E	48"Wx30"D Adjustable Corner Table w/ESD surface	160 #	\$855
704	48"Wx36"D Adjustable Corner Table w/melamine surface	172 #	\$745
704H	48"Wx36"D Adjustable Corner Table w/high pressure laminate surface	172 #	\$815
704E	48"Wx36"D Adjustable Corner Table w/ESD surface	172 #	\$885

ESD ACCESSORIES

Quad Grounding Jack 788

- Must be wired in compliance with local electrical codes
- Grounding bar provides common grounding point for managing multiple ground wires

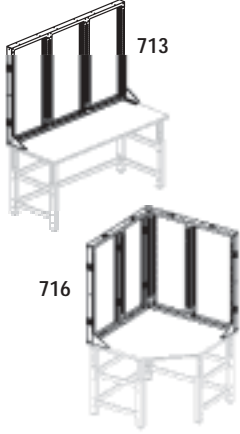
- Wrist strap must be used with Grounding Jack for proper grounding
- Grounding Jack accommodates 4 standard banana jacks (on the end of wrist straps)

Model No.	Description	Wt.	List Price
787	ESD Wrist strap	2 #	\$42
788	ESD Grounding Jack	3 #	\$44
789	ESD Grounding Bar	.5 #	\$75

Grounding Bar 789

- Attaches to top of Techworks Tables.
- Available in 24", 36" and 48" Heights; 48", 60", and 72" Widths; and 48" corner assemblies.
- Uprights are single slotted in 1" increments for maximum height adjustability of components.
- Organizer frames incorporate both horizontal and vertical integrated cable management options without requiring external cable channels.

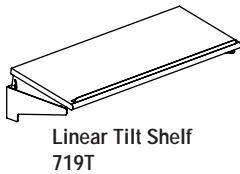
- 14 gauge cold rolled steel construction, unit supports a maximum load rating of 400 lbs. (evenly balanced, cantilevered on one side).
- Mechanically fastened to worksurfaces.
- Ships knocked down.
- **Standard paint finishes:** DX5 Chameleon Textured, DU5 Autumn White Textured, DW5 Graphite Textured, DV5 Black Textured



Model No.	Description	Wt.	List Price
705	48"Wx24"H Upper Frame	36 #	\$375
706	48"Wx36"H Upper Frame	41 #	\$410
707	48"Wx48"H Upper Frame	46 #	\$445
708	60"Wx24"H Upper Frame	49 #	\$385
709	60"Wx36"H Upper Frame	58 #	\$420
710	60"Wx48"H Upper Frame	67 #	\$455
711	72"Wx24"H Upper Frame	68 #	\$385
712	72"Wx36"H Upper Frame	76 #	\$420
713	72"Wx48"H Upper Frame	89 #	\$455
714	48"Wx24"H Upper Corner Frame	90 #	\$560
715	48"Wx36"H Upper Corner Frame	103 #	\$595
716	48"Wx48"H Upper Corner Frame	125 #	\$630

SHELVES

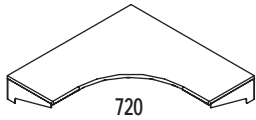
- Widths - 24", 30", 48", 60" and 72", Depth - 18".
- Cantilevered shelves are height adjustable on one-inch increments and relocate without the use of tools for ease of adaptability.
- Tilt shelves have full-length raised safety edge to prevent forward slippage of stored equipment. Shelves are positioned at 0°, 5° or 10° angles.
- Corner shelves engage four vertical upright members for maximum load capacity and use of vertical space.
- Weight capacity of fixed and tilt shelf is 200 lbs. Corner shelf is 250 lbs.
- **Standard paint finishes:** DX5 Chameleon Textured, DU5 Autumn White Textured, DW5 Graphite Textured, DV5 Black Textured



Linear Tilt Shelf
719T

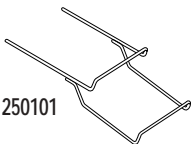
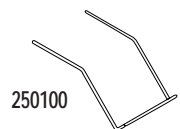
Model No.	Description	Wt.	List Price
797	24"Wx18"D Melamine Fixed Shelf	29 #	\$250
797H	24"Wx18"D High Pressure Laminate Fixed Shelf	29 #	\$285
797E	24"Wx18"D ESD Fixed Shelf	29 #	\$320
797T	24"Wx18"D Melamine Tilt Shelf	32 #	\$300
797TH	24"Wx18"D High Pressure Laminate Tilt Shelf	32 #	\$335
797TE	24"Wx18"D ESD Tilt Shelf	32 #	\$370
798	30"Wx18"D Melamine Fixed Shelf	37 #	\$260
798H	30"Wx18"D High Pressure Laminate Fixed Shelf	37 #	\$295
798E	30"Wx18"D ESD Fixed Shelf	37 #	\$330
798T	30"Wx18"D Melamine Tilt Shelf	40 #	\$320
798TH	30"Wx18"D High Pressure Laminate Tilt Shelf	40 #	\$355
798TE	30"Wx18"D ESD Tilt Shelf	40 #	\$390
717	48"Wx18"D Melamine Fixed Shelf	45 #	\$280
717H	48"Wx18"D High Pressure Laminate Fixed Shelf	45 #	\$315
717E	48"Wx18"D ESD Fixed Shelf	45 #	\$368
717T	48"Wx18"D Melamine Tilt Shelf	47 #	\$350
717TH	48"Wx18"D High Pressure Laminate Tilt Shelf	47 #	\$385
717TE	48"Wx18"D ESD Tilt Shelf	47 #	\$441
718	60"Wx18"D Melamine Fixed Shelf	53 #	\$315
718H	60"Wx18"D High Pressure Laminate Fixed Shelf	53 #	\$350
718E	60"Wx18"D ESD Fixed Shelf	53 #	\$404
718T	60"Wx18"D Melamine Tilt Shelf	56 #	\$385
718TH	60"Wx18"D High Pressure Laminate Tilt Shelf	56 #	\$420

Linear Fixed Shelf
719

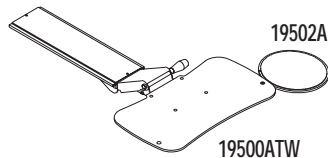


Model No.	Description	Wt.	List Price
718TE	60"Wx18"D ESD Tilt Shelf	56 #	\$478
719	72"Wx18"D Melamine Fixed Shelf	63 #	\$350
719H	72"Wx18"D High Pressure Laminate Fixed Shelf	63 #	\$385
719E	72"Wx18"D ESD Fixed Shelf	63 #	\$441
719T	72"Wx18"D Melamine Tilt Shelf	66 #	\$420
719TH	72"Wx18"D High Pressure Laminate Tilt Shelf	66 #	\$455
719TE	72"Wx18"D ESD Tilt Shelf	66 #	\$515
720	48"Wx18"D Melamine Corner Shelf	85 #	\$490
720H	48"Wx18"D High Pressure Laminate Corner Shelf	85 #	\$525
720E	48"Wx18"D ESD Corner Shelf	85 #	\$588

KEYBOARD OPTIONS




Model No.	Description	Wt.	List Price
19500ATW	Retractable keyboard platform 19 1/2"W x 11"D. Black only. +15° to -15° tilt, 360° swivel.	10 #	\$209
19502A	Optional mouse platform for 19500A, 8"W x 9"D. +15° to -15° tilt, 360° swivel.	3 #	\$79
250100	Wire keyboard holder. Chrome finish.	3 #	\$68
250101	Dual wire keyboard holder. Chrome finish.	4 #	\$116



SERVICE BARS

- Attached with wood screws to the underside of worksurfaces or shelves.
- Most include power strip.
- Includes four openings for air, gas, and vacuum fixtures.
- Includes two cable pass through holes.



Model No.	Description	Wt.	List Price
730	Service Bar 48" 15amp power strip, 16 outlets, 15' cord	8 #	\$250
731	Service Bar 60" 15amp power strip, 20 outlets, 15' cord	10 #	\$280
732	Service Bar 72" 15amp power strip, 24 outlets, 15' cord	11 #	\$320
737	Service Bar Corner, no power strip	3 #	\$35

TABLE BASE SHELVES

- Shelves attach to the lower or upper cross-bars on table base.
- Shelves are positional in 2 pre-set locations on base.
- 14 gauge CRS.
- Weight capacity of Full base or Partial base shelf is 400 lbs.

	Model No.	Description	Wt.	List Price
Full Shelf 721	721	Full base shelf 48"Wx23"D	30 #	\$155
	722	Full base shelf 60"Wx23"D	36 #	\$160
	723	Full base shelf 72"Wx23"D	43 #	\$165
Half Shelf 738	738	Partial Base shelf 48"Wx12"D	16 #	\$85
	739	Partial Base shelf 60"Wx12"D	19 #	\$90
	740	Partial Base shelf 72"Wx12"D	22 #	\$98

CASTER KITS


Mayline Customer Service: 1-800-822-8037

- Casters will add 3" of height to bench
- Kit includes (2) casters without locking mechanism and (2) locking casters which lock the wheel
- Tread is hard rubber
- Load capacity of each caster is 250 lbs.

Model No.	Description	Wt.	List Price
742	Caster Kit (5) for corner units	9 #	\$170
350221	Caster Kit (4)	7 #	\$134

WHITEBOARDS

- Attaches between frame uprights
- Creates a finished panel appearance from front.
- Allows hook-on components to be mounted in front of whiteboard.



Model No.	Description	Wt.	List Price
744	24"Wx24"H whiteboard	4 #	\$120
745	24"Wx36"H whiteboard	5 #	\$140
746	24"Wx48"H whiteboard	6 #	\$164
747	30"Wx24"H whiteboard	5 #	\$130
748	30"Wx36"H whiteboard	6 #	\$152
749	30"Wx48"H whiteboard	7 #	\$168
750	24"W Marker Tray for whiteboards	1 #	\$32
751	30"W Marker Tray for whiteboards	1 #	\$32

PEG BOARDS

- Attaches between frame uprights
- Creates a finished panel appearance from front.
- Allows hook-on components to be mounted in front of peg board.



Model No.	Description	Wt.	List Price
752	24"Wx24"H peg board	17 #	\$120
753	24"Wx36"H peg board	25 #	\$140
754	24"Wx48"H peg board	33 #	\$164
755	30"Wx24"H peg board	23 #	\$130
756	30"Wx36"H peg board	30 #	\$152
757	30"Wx48"H peg board	40 #	\$168

PART BIN PANELS

- 48", 60", 72"W organizer frame sizes accept multiple bin strips.
- Accepts optional part bins from multiple vendors. (contact factory for compatibility)
- Hook-on components cannot be placed in front of bin strips.

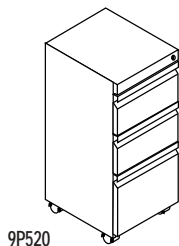
Model No.	Description	Wt.	List Price
758	24"W x 3"H Part Bin Panels	2 #	\$42
759	30"W x 3"H Part Bin Panels	2.5 #	\$49

Bin Strip
758

MOBILE STORAGE UNITS

Mayline Customer Service: 1-800-822-8037

- Units are equipped with counterbalance to guard against tipping.
- All drawer units are equipped with an integral locking device to prevent more than one drawer from being opened at one time.
- Mobile storage units are capable of supporting 300 lbs.
- Available in non-textured paints only. See page 3.



Mobile Pedestal – 4 casters; 2 locking

Model No.	Description	Wt.	List Price
9P518	One storage and one file drawer; 23 3/8"H x 15 1/4"W x 21 3/4"D	73 #	\$443
9P520	Two storage and one file drawer; 27 1/8"H x 15 1/4"W x 21 3/4"D	86 #	\$605
9P522	Two file drawers; 27 1/8"H x 15 1/4"W x 21 3/4"D	83 #	\$585

OVERHEAD STORAGE

- Door swings up and over the cabinet to optimize interior space.
- Door lock is standard.
- 12"D x 16"H

LOCKING STORAGE

Model No.	Description	Wt.	List Price
763	24"W lockable storage bin	50 #	\$400
764	30"W lockable storage bin	60 #	\$500

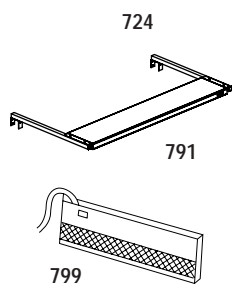
POWER STRIPS

- Mounts horizontally to organizer frame.
- Mounting hardware included

Model No.	Description	Wt.	List Price
765	24"W 15amp power strip, 8 outlets, 15' cord	3 #	\$145
767	48"W 15amp power strip, 16 outlets, 15' cord	4 #	\$165
768	60"W 15amp power strip, 20 outlets, 15' cord	5 #	\$199
769	72"W 15amp power strip, 24 outlets, 15' cord	6 #	\$209

LIGHTS

- Allow 15" of clearance above frame for height adjustable light
- Overhead lights include (4) lamps and a bi-level switch for dimming (2 operating lamps)
- Overhead Lights include a 9 foot power cord
- UL and CSA approved
- Recommend one undershelf task light per 24" wide shelf (i.e. 72"W shelf accommodates 3)



Model No.	Description	Wt.	List Price
724	48"W 4 bulb ballast adjustable height overhead light	33 #	\$370
725	60"W 4 bulb ballast adjustable height overhead light	38 #	\$385
726	72"W 4 bulb ballast adjustable height overhead light	47 #	\$410
791	48"W 4 bulb magnetic ballast fixed height overhead light	31 #	\$370
792	60"W 4 bulb magnetic ballast fixed height overhead light	36 #	\$385
793	72"W 4 bulb magnetic ballast fixed height overhead light	45 #	\$410
799	18"W x 4 1/2"D x 1 1/4"H under shelf task light	8 #	\$89

CABLE MANAGEMENT

Mayline Customer Service: 1-800-822-8037

Cable Trough (Mounts between frame uprights)

Model No.	Description	Wt.	List Price
775	24"W Horizontal Cable Management	2 #	\$38
776	30"W Horizontal Cable Management	2.5 #	\$40

Cable Trough
775**Cable Basket (Mounts to table base)**

777	48"W Horizontal Cable Management, Black	4 #	\$145
778	60"W Horizontal Cable Management, Black	5 #	\$175
779	72"W Horizontal Cable Management, Black	6 #	\$215

Wire Basket
777**Vertical Cable Organizer (Mounts to interior of frame uprights)**

780	24"H section of Vertical Cable Management	2 #	\$65
781	36"H section of Vertical Cable Management	2.5 #	\$85
782	48"H section of Vertical Cable Management	3 #	\$115

Vertical Cable
Organizer
780**RACK MOUNT ADAPTERS**

Model No.	Description	Wt.	List Price
783	3 1/2" rack rail adapter set (2U) 24" spacing	2 #	\$65
784	7" rack rail adapter set (4U) 24" spacing	3 #	\$115
785	3 1/2" rack rail adapter set (2U) 30" spacing for 60"W frames	2 #	\$75
786	7" rack rail adapter set (4U) 30" spacing for 60"W frames	3 #	\$125

784

CONNECTOR KITS (to connect side-by-side stations together)

Model No.	Description	Wt.	List Price
790	Connector kits	1 #	\$45

MAYTRIX™ LAN RACKING SYSTEM

Modular, flexible, yet rugged support system for organizing local area network, communications and monitoring equipment.

Frames: Heavy-duty 1" x 2" 11-gauge welded steel, slotted on both sides in 1" increments. Frames can be bolted together as needs expand. 800 lb. maximum load per frame. **Note:** Frame heights are for frame only. Must add 3" for foot and 6" for caster and foot.

Shelves: 14-gauge steel with integral attachment brackets. Available either horizontal or with 13° tilt. Floor shelf for CPU requires either glide or caster kit. 300 lb. maximum load per shelf.

Work Surface: 1" thermally-fused Fog Gray melamine with T-mold edge standard. Also available in 1 1/8" high-pressure laminate or ESD laminate with T-mold edge. Add "P" suffix for post-formed edge (\$75 list price upcharge).

Add "D" suffix for Designer laminates (\$50 list price upcharge). Support brackets included. Additional front support leg suggested for loads over 150#. Support leg included with 36"-deep work surfaces.

Keyboard supports: Available in four variations — single wire holder or double wire holder for mounting under steel shelves; retractable platform or keyboard drawer for mounting under work surface.

Decorative side panels: 5/8"-thick thermally-fused melamine w/T-mold edge standard. Also available in 5/8"-thick laminate and ESD laminate.

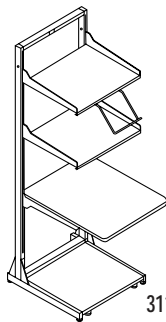
Standard finishes: Fog Gray melamine with Gray paint.

Freight Program Applies: **1**

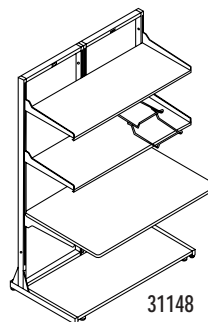
Mayline offers three preconfigured Maytrix LAN stations to meet a variety of systems needs.

Each ships in a single carton.

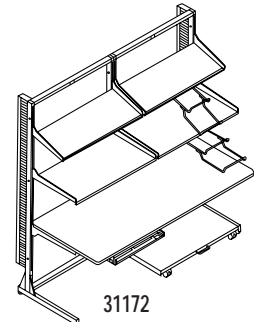
Color: Gray paint finish, with Fog Gray melamine surfaces only for preconfigured units.



31124



31148

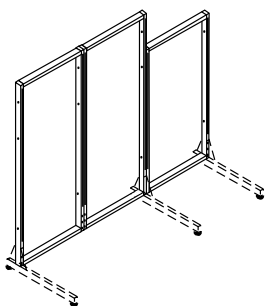


31172

Model No.	Description	Wt.	List Price
31124	24" Basic Maytrix (1) 24" x 72" frame; (2) single-sided legs; (2) 24" x 16" horiz. shelves; (1) single wire keyboard holder; (1) 24" x 30" work surface; (1) 18" x 21" floor shelf; (1) floor shelf glide kit.	119 #	\$1247
31148	48" Maytrix Console (2) 24" x 72" frames; (2) single-sided legs; (1) center support foot; (2) 48" x 16" horiz. shelves; (1) double wire keyboard holder; (1) 48" x 30" work surface; (1) 42" x 21" floor shelf; (1) floor shelf glide kit.	211 #	\$2112
31172	72" Deluxe Maytrix (2) 36" x 72" frames; (2) single-sided legs; (1) center support foot; (2) 36" x 16" tilt shelves; (2) 36" x 16" horiz. shelves; (2) double wire keyboard holders; (1) 72" x 30" work surface; (1) under surface keyboard drawer; (1) 30" x 21" floor shelf; (1) floor shelf caster kit; (2) 6 ft. slotted cable management channels.	270 #	\$3124

*Let Our Professional Design Staff Help You with Maytrix Space Planning.
Call or visit our web site at www.mayline.com*

Model No.	Description	Wt.	List Price
Maytrix™ Steel Frames			
3202460	Frame, 24"W x 60"H	36 #	\$291
3202472	Frame, 24"W x 72"H	40 #	\$324
3202484	Frame, 24"W x 84"H	44 #	\$355
3203060	Frame, 30"W x 60"H	39 #	\$298
3203072	Frame, 30"W x 72"H	43 #	\$330
3203084	Frame, 30"W x 84"H	48 #	\$363
3203660	Frame, 36"W x 60"H	40 #	\$304
3203672	Frame, 36"W x 72"H	47 #	\$336
3203684	Frame, 36"W x 84"H	48 #	\$369



Model No.	Description	Wt.	List Price
-----------	-------------	-----	------------

Maytrix™ Leg Options

350212	Foot, center support	2 #	\$46
350213R	Leg, single right (for use with 30"-deep work surfaces)	7 #	\$149
350213L	Leg, single left (for use with 30"-deep work surfaces)	7 #	\$149
350320R	Leg, single right (for use with 36"D work surfaces)	7 #	\$149
350320L	Leg, single left (for use with 36"D work surfaces)	7 #	\$149
350214	Leg, double-sided (universal - fits L or R)	11 #	\$186
350215	Casters for frame (pair-1 lock, 1 non-lock)	4 #	\$77
350325R	Frame brace, right	4 #	\$40
350325L	Frame brace, left	4 #	\$40

Model No.	Description	Wt.	List Price	Model No.	Description	Wt.	List Price
-----------	-------------	-----	------------	-----------	-------------	-----	------------

Maytrix™ Horizontal Mounting Shelf, steel (includes mounting brackets)

3302416	24"W x 16"D	16 #	\$102	3302420	24"W x 20"D	16 #	\$109
3303016	30"W x 16"D	19 #	\$129	3303020	30"W x 20"D	16 #	\$136
3303616	36"W x 16"D	20 #	\$168	3303620	36"W x 20"D	24 #	\$176
3304816	48"W x 16"D	27 #	\$241	3304820	48"W x 20"D	27 #	\$251
3305416	54"W x 16"D	27 #	\$256	3305420	54"W x 20"D	27 #	\$268
3306016	60"W x 16"D	32 #	\$271	3306020	60"W x 20"D	38 #	\$286
350318	Replacement center mounting bracket (48", 60" only)						\$52

Maytrix™ 13' Tilt Shelf, steel (includes mounting brackets)

3312416	24"W x 16"D	16 #	\$162	3312420	24"W x 20"D	19 #	\$169
3313016	30"W x 16"D	19 #	\$190	3313020	30"W x 20"D	19 #	\$199
3313616	36"W x 16"D	21 #	\$213	3313620	36"W x 20"D	19 #	\$222

Maytrix™ Floor Shelf, steel

		Wt.	List Price
3322421	Floor shelf, 18"W x 21"D, fits 24"W frame	14 #	\$139
3323021	Floor shelf, 24"W x 21"D, fits 30"W frame	16 #	\$144
3323621	Floor shelf, 30"W x 21"D, fits 36"W frame	19 #	\$155
3324821	Floor shelf, 42"W x 21"D, fits 48"W frame	26 #	\$172
3326021	Floor shelf, 54"W x 21"D, fits 60"W frame	30 #	\$216
350218	Floor shelf caster kit (2 lock, 2 non-lock)	2 #	\$142
350216	Floor shelf glide kit (set of 4)	1 #	\$28

Note: When adding casters to any floor shelf, allow 4" of additional clearance between legs.

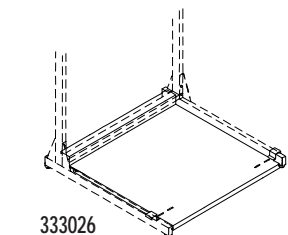
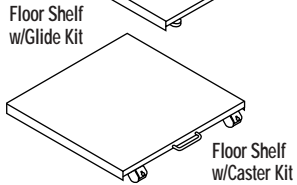
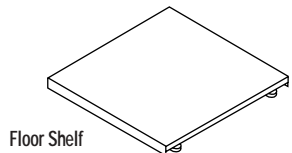
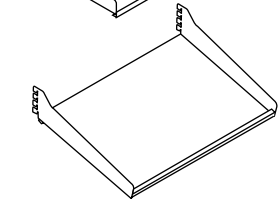
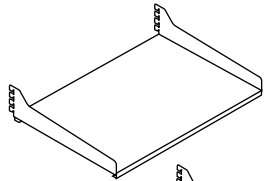
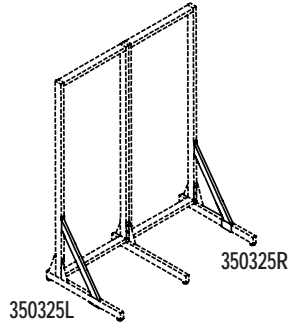
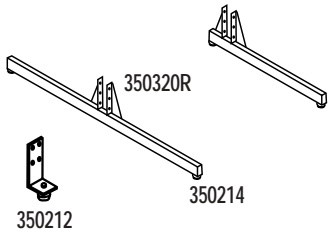
Maytrix Attached Server Shelf, steel

For use with 30"-deep worksurfaces and 350213L/350213R legs

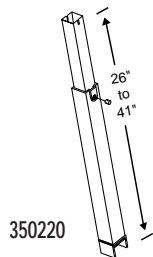
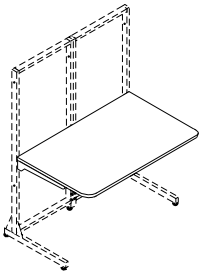
332421	24"W x 21"D	16 #	\$95
333021	30"W x 21"D	19 #	\$114
333621	36"W x 21"D	23 #	\$140

For use with 36"-deep worksurfaces and 350320L/350320R legs

332426	24"W x 26 3/4"D	16 #	\$100
333026	30"W x 26 3/4"D	19 #	\$121
333626	36"W x 26 3/4"D	23 #	\$149



Description	Wt.	Melamine		Laminate		ESD	
		Model No.	List Price	Model No.	List Price	Laminate Model No.	Laminate List Price
Maytrix™ Desk Work Surface (includes mounting brackets) (36"D surfaces include adjustable front support legs)							
Work surface, 24"W x 30"D	24 #	3402430	\$259	3402430L	\$336	3402430LE	\$433
Work surface, 30"W x 30"D	30 #	3403030	\$291	3403030L	\$380	3403030LE	\$477
Work surface, 36"W x 30"D	34 #	3403630	\$324	3403630L	\$419	3403630LE	\$516
Work surface, 48"W x 30"D	45 #	3404830	\$387	3404830L	\$511	3404830LE	\$609
Work surface, 54"W x 30"D	45 #	3405430	\$442	3405430L	\$576	3405430LE	\$691
Work surface, 60"W x 30"D	56 #	3406030	\$505	3406030L	\$640	3406030LE	\$737
Work surface, 72"W x 30"D	78 #	3407230	\$549	3407230L	\$698	3407230LE	\$794
Work surface, 90"W x 30"D	96 #	3409030	\$698	3409030L	\$896	3409030LE	\$993
Work surface, 24"W x 36"D	29 #	3402436	\$304	3402436L	\$396	3402436LE	\$474
Work surface, 30"W x 36"D	33 #	3403036	\$324	3403036L	\$448	3403036LE	\$516
Work surface, 36"W x 36"D	42 #	3403636	\$379	3403636L	\$493	3403636LE	\$592
Work surface, 48"W x 36"D	64 #	3404836	\$462	3404836L	\$600	3404836LE	\$722
Work surface, 54"W x 36"D	66 #	3405436	\$577	3405436L	\$677	3405436LE	\$812
Work surface, 60"W x 36"D	67 #	3406036	\$579	3406036L	\$753	3406036LE	\$904
Work surface, 72"W x 36"D	75 #	3407236	\$631	3407236L	\$822	3407236LE	\$986
Work surface, 90"W x 36"D	90 #	3409036	\$810	3409036L	\$1054	3409036LE	\$1265

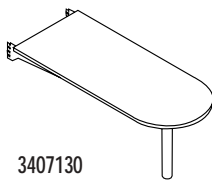


350220

Description	Wt.	Model No.	List Price
Adjustable front support leg - all work surfaces	4 #	350220	\$84
Replacement top bracket (right) - 30"D and 36"D work surfaces	4 #	350321R	\$52
Replacement top bracket (left) - 30"D and 36"D work surfaces	4 #	350321L	\$52
Replacement top bracket (right) - all 24"D work surfaces	4 #	350327R	\$52
Replacement top bracket (left) - all 24"D work surfaces	4 #	350327L	\$52

Note: Adjustable front support leg recommended for all corner and 36" deep work surfaces.

Description	Wt.	Melamine		Laminate		ESD	
		Model No.	List Price	Model No.	List Price	Laminate Model No.	Laminate List Price
Maytrix™ Peninsula (includes mounting brackets - hooks onto Maytrix™ frame)							
71"L x 30"W w/T-mold edge	83 #	3407130	\$554	3407130L	\$706	3407130LE	\$802

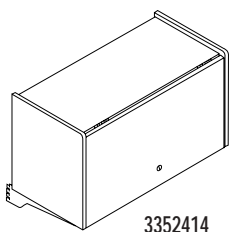
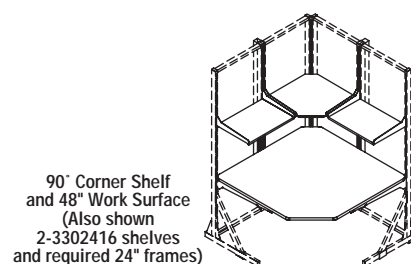
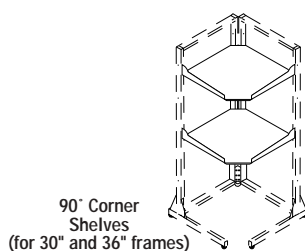
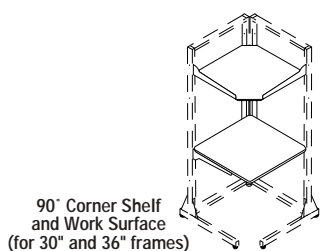


3407130

*Let Our Professional Design Staff Help You with Maytrix Space Planning.
Call or visit our web site at www.mayline.com*

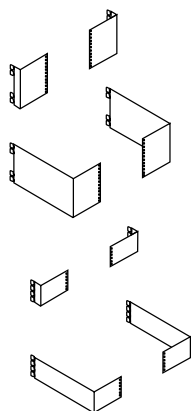
Model No.	Description	Wt.	List Price
Maytrix™ Corner Components - Shelves			
3332416	90° Steel corner shelf, 24"W x 16"D (requires two 24" frames)	20 #	\$168
3332420	90° Steel corner shelf, 24"W x 20"D (requires two 24" frames)	22 #	\$172
3333016	90° Steel corner shelf, 30"W x 16"D (requires two 30" frames)	22 #	\$174
3333616	90° Steel corner shelf, 36"W x 16"D (requires two 36" frames)	25 #	\$181
3333020	90° Steel corner shelf, 30"W x 20"D (requires two 30" frames)	25 #	\$180
3333620	90° Steel corner shelf, 36"W x 20"D (requires two 36" frames)	28 #	\$186

Description	Wt.	Melamine	Melamine	Laminate	Laminate	ESD	ESD
		Model No.	List Price	Model No.	List Price	Laminate Model No.	Laminate List Price
Maytrix™ Corner Components - Work Surfaces							
90° Corner work surface, 30"W x 30"D (requires two 30" frames; 350213L/350213R legs recommended)							
30 #		3403030	\$291	3403030L	\$380	3403030LE	\$477
90° Corner work surface, 36"W x 36"D (requires two 36" frames; 350213L/350213R legs recommended)							
42 #		3403636	\$379	3403636L	\$493	3403636LE	\$592
90° Corner work surface, 48"W x 30"D (requires four 24" frames)							
42 #		3434830	\$565	3434830L	\$685	3434830LE	\$802
90° Corner work surface, 48"W x 36"D (requires four 24" frames)							
70 #		3434836	\$625	3434836L	\$749	3434836LE	\$852
Corner connector kit (foot and hardware required for 90° corner configuration)							
2 #		350217	\$55	350217	\$55	350217	\$55



Description	Wt.	Melamine Model No.	Melamine List Price	Laminate Model No.	Laminate List Price
Maytrix™ Media Storage Bin (includes mounting brackets and lock)					
24"W Storage bin (internal dimensions: 13"H x 21 3/4"W x 13 1/4"D)					
40 #		3352414	\$387	3352414L	\$427
30"W Storage bin (internal dimensions: 13"H x 27 3/4"W x 13 1/4"D)					
45 #		3353014	\$401	3353014L	\$441
36"W Storage bin (internal dimensions: 13"H x 33 3/4"W x 13 1/4"D)					
51 #		3353614	\$435	3353614L	\$482

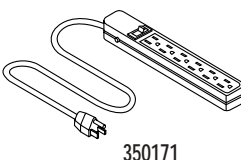
NOTE: Designer laminate, Add: "D" suffix, \$40 upcharge only.

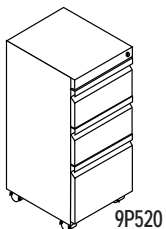
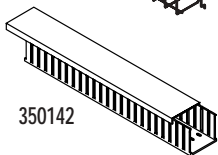
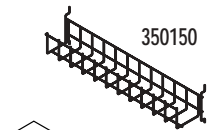
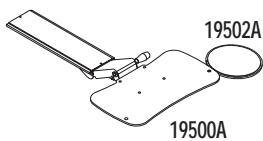
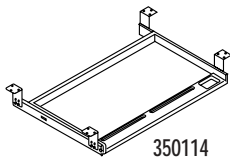
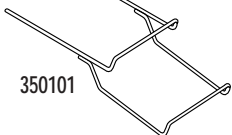
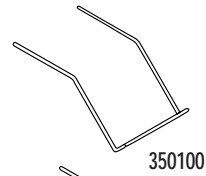
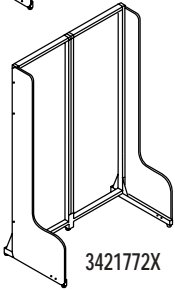
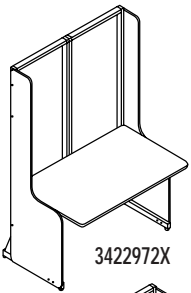


Model No.	Description	Wt.	List Price
Maytrix™ 19" Rack Mount Brackets (Pair)			
Fits 24"W Frame			
350301	3.5"H x 1.25"D (standard)	2 #	\$45
350302	3.5"H x 12.5"D (deep)	4 #	\$60
350303	7"H x 1.25"D	3 #	\$57
350304	7"H x 12.5"D	8 #	\$77
Fits 30"W Frame			
350311	3.5"H x 1.25"D	3 #	\$45
350312	3.5"H x 12.5"D	6 #	\$60
350313	7"H x 1.25"D	4 #	\$57
350314	7"H x 12.5"D	10 #	\$77

Maytrix™ Accessories

350171	Surge protector (6 outlets) - 45 joules	1 #	\$14
350172	48"L, 16 outlet power strip, 15 amp, 15' cord	4 #	\$167
350173	Power strip, 4 ft. (10 outlets) with surge suppressor, 15 amp - 450 joules	5 #	\$209





Description	Wt.	Melamine Model No.	Melamine List Price	Laminate Model No.	Laminate List Price
Maytrix™ Decorative Side Panels - Pair					
<i>Tall panels for stations including a 30"D work surface</i>					
60"H pair	28 #	3422960X	\$439	3422960XL	\$580
72"H pair	44 #	3422972X	\$468	3422972XL	\$606
84"H pair	50 #	3422984X	\$492	3422984XL	\$627
<i>Tall panels for stations including a 36"D work surface</i>					
60"H pair	32 #	3422860X	\$460	3422860XL	\$600
72"H pair	50 #	3422872X	\$487	3422872XL	\$628
84"H pair	69 #	3422884X	\$515	3422884XL	\$648
<i>Short panels for stations with no work surface</i>					
60"H pair	20 #	3421760X	\$439	3421760XL	\$580
72"H pair	30 #	3421772X	\$468	3421772XL	\$606
84"H pair	40 #	3421784X	\$492	3421784XL	\$627

NOTE: ESD laminate also available. Please call Customer Service for more information.

Model No.	Description	Wt.	List Price
Maytrix™ Wall Mount Bracket			
350324	To attach 24" frame to wall studs	6 #	\$55
350330	To attach 30" frame to wall studs	7 #	\$61
350336	To attach 36" frame to wall studs	8 #	\$69

Model No.	Description	Wt.	List Price
Maytrix™ Keyboard Accessories			
350100	Wire keyboard holder, single unit. Fits 16"D shelf. Chrome.	3 #	\$73
350118	Wire keyboard holder, single unit. Fits 20"D shelf. Chrome.	3 #	\$73
350101	Wire keyboard holder, dual unit. Fits 16"D shelf. Chrome.	4 #	\$126
350119	Wire keyboard holder, dual unit. Fits 20"D shelf. Chrome.	4 #	\$126
350114	Under surface keyboard drawer. Fits 16"D shelf. Almond only.	5 #	\$64
350120	Under surface keyboard drawer. Fits 20"D shelf. Almond only.	5 #	\$64
19500A	Retractable keyboard platform 19 1/2"W x 11"D. Black only. +15° to -15° tilt, 360° swivel.	10 #	\$209
19502A	Optional Mouse Platform for 19500A, +15° to -15° tilt, 360° swivel, 8"W x 9"D	2 #	\$79
350115	Stack bracket for mounting two keyboard drawers. Gray only.	2 #	\$40
350116	Mouse tray (8 1/2"W x 11"H). Available in all paint colors.	4 #	\$102

Model No.	Description	Wt.	List Price
Maytrix™ Cable Management System			
350142	2"W x 2"D channel (slotted), 6 ft. - black only	3 #	\$106
350143	2"W x 4"D channel (slotted), 6 ft. - black only	3 #	\$153
350144	3"W x 3"D channel (slotted), 6 ft. - black only	4 #	\$164
350117	Pop rivets - pkg. of 25 (to attach cable channels)	1 #	\$7
350150	24"W Wire Cable Trough	1 #	\$71
350151	30"W Wire Cable Trough	2 #	\$92
350152	36"W Wire Cable Trough	2.5 #	\$124


Model No.	Description	Wt.	List Price
Mobile Drawer Pedestals - 4 casters, 2 locking			
9P518	One storage and one file drawer, 21 3/8"H x 15 1/4"W x 21 3/4"D	73 #	\$443
9P520	Two storage and one file drawer, 27 1/8"H x 15 1/4"W x 21 3/4"D	86 #	\$605
9P522	Two file drawers, 27 1/8"H x 15 1/4"W x 21 3/4"D	83 #	\$585



QTY.	DESCRIPTION	MODEL NO.	LIST PRICE
4	Frame, 30"W x 72"H	3203072	\$1320
2	Foot, Center Support	350212	\$92
2	Leg, Single Right	350213R	\$298
1	Leg, Single Left	350213L	\$149
2	Frame Brace, Right	350325R	\$80
1	Frame Brace, Left	350325L	\$40
6	Flat Shelf, 30"W x 20"D	3303020	\$816
1	Floor Shelf, 54"W x 21"D	3326021	\$216
1	Floor Shelf Glide Kit	350216	\$28
2	Worksurface, Mel. 60"W x 30"D	3406030	\$1010
1	Power Strip, 4' (10 Outlets)	350172	\$167
5	Cable Channel Slotted, 2"W x 2"D x 6'	350142	\$530
1	Side Panel Pair, Tall 72" Mel.	3422972X	\$468
Total List Price			<u>\$5,214.00</u>



QTY.	DESCRIPTION	MODEL NO.	LIST PRICE
1	Frame, 30"W x 72"H	3203072	\$330
3	Frame, 36"W x 72"H	3203672	\$1008
4	Leg, Single Right	350320R	\$596
1	Leg, Single Left	350320L	\$149
4	Frame Brace, Right	350325R	\$160
1	Frame Brace, Left	350325L	\$40
6	Flat Shelf, 36"W x 20"D	3303620	\$1056
1	Floor Shelf, 24"W x 21"D	3323021	\$144
1	Floor Shelf, 30"W x 21"D	3323621	\$155
2	Floor Shelf Caster Kit	350218	\$284
3	Worksurface, Mel. 36"W x 30"D	3403630	\$972
1	Worksurface, Mel. Peninsula 71"W x 30"D	3407130	\$554
3	Wire Keyboard Holder, Single Unit for 20"D Shelf	350118	\$219
1	Power Strip, 4' (10 Outlets) w/Surge Suppressor	350173	\$209
5	Cable Channel Slotted, 2"W x 2"D x 6'	350142	\$530
1	Media Storage Bin Mel. 30"W	3353014	\$401
Total List Price			<u>\$6,807.00</u>



QTY.	DESCRIPTION	MODEL NO.	LIST PRICE
3	Frame, 24"W x 72"H	3202472	\$972
2	Frame, 30"W x 72"H	3203072	\$660
1	Frame, 36"W x 72"H	3203672	\$336
2	Foot, Center Support	350212	\$92
2	Leg, Single Right	350213R	\$298
2	Leg, Single Left	350213L	\$298
3	Flat Shelf, 24"W x 16"D	3302416	\$306
1	Flat Shelf, 36"W x 16"D	3303616	\$168
1	Flat Shelf, 48"W x 16"D	3304816	\$241
1	Tilt Shelf, 24"W x 16"D	3312416	\$162
1	Tilt Shelf, 36"W x 16"D	3313616	\$213
1	Floor Shelf, 30"W x 21"D	3323621	\$155
1	Floor Shelf Caster Kit	350218	\$142
1	Worksurface, Mel. 24"W x 30"D	3402430	\$259
1	Worksurface, Mel. 30"W x 30"D	3403030	\$291
1	Worksurface, Mel. 60"W x 30"D	3406030	\$505
3	Wire Keyboard Holder, Single Unit for 16"D Shelf	350100	\$219
1	Wire Keyboard Holder, Dual Unit for 16"D Shelf	350101	\$126
1	Mouse Tray	350116	\$102
4	Cable Channel Slotted, 2"W x 2"D x 6'	350142	\$424
1	Corner Connector Kit for 90 Deg. Corner	350217	\$55
1	Corner Shelf 90 Deg., 30"W x 16"D	3333016	\$174
1	Rack Mount Brackets 3 1/2"H x 12 1/2"D	350302	\$60
1	Rack Mount Brackets 7"H x 12 1/2"D	350304	\$77
1	Mobile Drawing Pedestal, B/B/F	9P520	\$605
1	Media Storage Bin Mel. 24"W	3352414	\$387
1	Side Panel RH, Tall 72"H Mel.	3422972R	\$244
1	Side Panel LH, Short 72"H Mel.	3421772L	\$244
Total List Price			<u>\$7,815.00</u>

e*LAN COMPUTER RACKING STATIONS

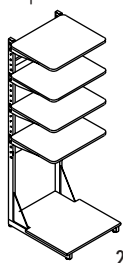
Affordable racking stations for organizing networking hardware and equipment.

Framework: 1" x 2" x 72"H, 14-gauge steel. Frames allow for shelf adjustment in 2" increments. Tested to 400 lbs. per 24" frame without failure.

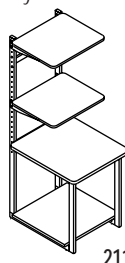
Shelves: Thermally-fused melamine over 3/4"-thick particle board core. Shelves tested to 250 lbs. without failure.

Work surfaces: Thermally-fused melamine over 1" thick particle board core. Post-formed tops not available.

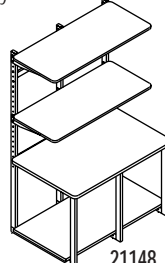
Color: Graphite paint finish with Ice Gray melamine surfaces only.



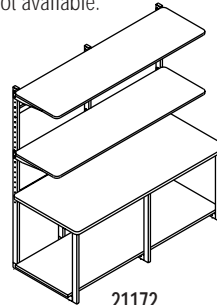
21145



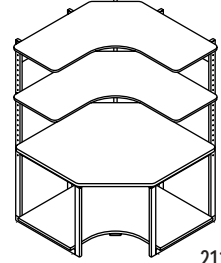
21124



21148



21172



211CNR

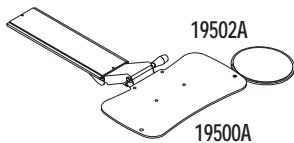
Freight Program Applies:



Note: EACH STATION SHIPS IN ONE CARTON.

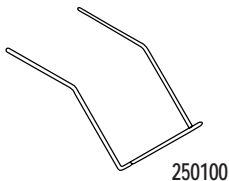
Model No.	Description	Wt.	List Price
21145	24" Server Station 24"W framework; (4) 24"W x 18"D shelves; and (1) 24"W x 29 1/2"D server shelf.	85 #	\$579
21124	24" LAN Station 24"W framework; (2) 24"W x 18"D shelves; (1) 24"W x 30"D work surface; and (1) 24"W x 29 1/2"D server shelf.	107 #	\$779
21148	48" LAN Station 48"W framework; (2) 48"W x 18"D shelves; (1) 48"W x 30"D work surface; and (1) 47"W x 29 1/2"D server shelf.	200 #	\$1339
21172	72" LAN Station 72"W framework; (2) 72"W x 18"D shelves; (1) 72"W x 30"D work surface; and (1) 71"W x 29 1/2"D server shelf.	250 #	\$1669
211CNR	48" Corner Station 48"W corner framework; (2) 48"W x 18"D corner shelves; (1) 48"W x 30"D corner work surface; and (1) 48"W x 29 1/2"D corner server shelf.	325 #	\$1729

Model No.	Description	Wt.	List Price
e*LAN Accessories			
Additional Shelving			
2202418	24"W x 18"D shelf	9 #	\$94
2204818	48"W x 18"D shelf	17 #	\$151
2207218	72"W x 18"D shelf	26 #	\$169
Keyboard Supports			
19500A	Retractable keyboard platform 19 1/2"W x 11"D. Black only. +15° to -15° tilt, 360° swivel. 10 #	10 #	\$209
19502A	Optional Mouse Platform for 19500A, +15° to -15° tilt, 360° swivel, 8"W x 9"D	3 #	\$79
250100	Wire keyboard holder. Chrome finish.	3 #	\$68
250101	Dual wire keyboard holder. Chrome finish.	4 #	\$116
Cable Management			
350142	2" x 2" cable manager, 6 ft. — light gray only.	3 #	\$106
Caster Kits			
21100	Caster kit for 24"W stations (3" casters)	4 #	\$60
21101	Caster kit for 48"W and 72"W stations (3" casters)	5 #	\$89
21103	Caster kit for corner unit (3" casters)	6 #	\$119
Power Strips			
21104	24"W power strip, 8 outlet, 15 amp, 15 ft. cord	3 #	\$145
21105	48"W power strip, 16 outlet, 15 amp, 15 ft. cord	4 #	\$165
21106	72"W power strip, 24 outlet, 15 amp, 15 ft. cord	6 #	\$209
21107	e*LAN connector kit for ganging LAN and corner stations (will not work on 21145 Server Station)	2 #	\$60

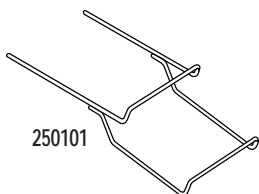


19502A

19500A



250100



250101

NETSTART LAN SUPPORT STATIONS

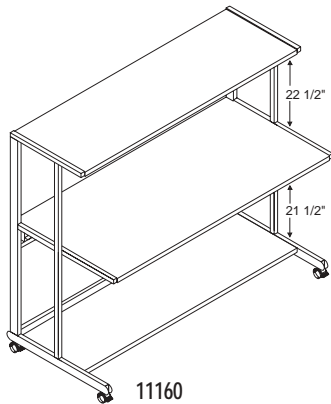
High quality, affordable LAN support stations. Steel frame construction with laminate shelves and worksurfaces. LAN Stations able to accommodate 19" monitors between worksurface and upper shelf.

- Optional casters, two locking.
- Server station has two adjustable shelves.
- Graphite paint, Light Gray melamine surfaces only.
- Shelves & surfaces able to support 150# each.
- All LAN stations 50"H x 30"D.
- All stations ship complete in one carton.
- Shelves are 20"D, work surfaces are 29"D.

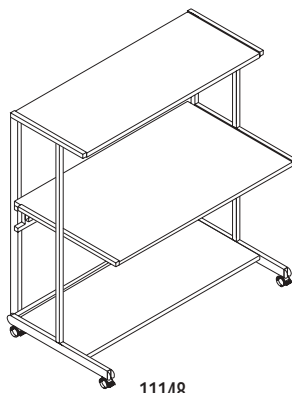
Freight Program Applies:



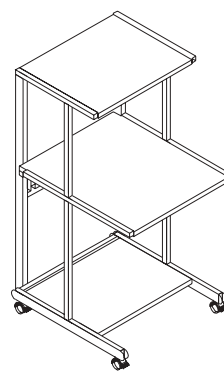
Model No.	Description	Wt.	List Price
11160	60" LAN Station (actual width 62")	123#	\$999
11148	48" LAN Station (actual width 50")	77#	\$899
11124	24" LAN Station (actual width 24")	59#	\$549
11145	24" Server Station (24"W x 27"D x 60"H)	58#	\$399
21102	Set of 4 casters (2" casters)	1#	\$57



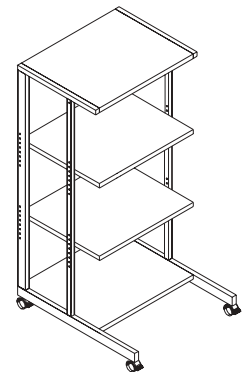
11160



11148



11124



11145

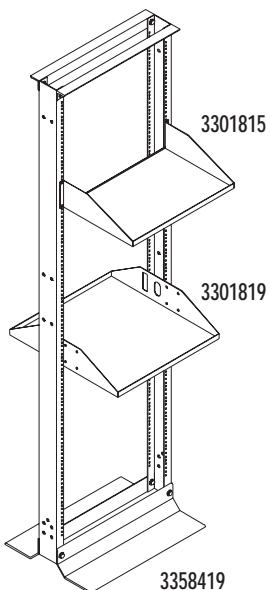
Models shown with optional casters.

RELAY RACKS

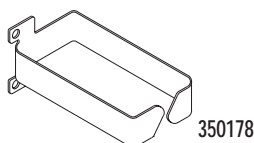
Open bay racks are ideal for mounting 19" rack mount equipment.

- EIA threaded holes in upright channels.
- Two heights available: 72" or 84".
- Choice of Black or Brushed Aluminum finish.
- Two shelf styles: Centered or Cantilevered.
- 2" D-Clips for cable management.
- Total load rating: 1,200 lb. per rack.

Freight Program Applies:



Model No.	Description	Wt.	List Price
3357219	Relay Rack, 72"H x 19"D, provides 38U	27#	\$268
3358419	Relay Rack, 84"H x 19"D, provides 45U	27#	\$283
3301819	Center, Pass-Thru Shelf, 17 1/2"W x 19"D, 75# load rating, black	9#	\$128
3301815	Cantilevered Shelf, 17 1/2"W x 14 1/2"D, 50# load rating, black	7#	\$88
350178	2" D-Clip, black	.03#	\$36



350178