

# SNYDER



**Equipment, Inc.**

*Storing, Rolling, Lifting since 1947*

## PRODUCT INFORMATION

# HOLGA LATERAL FILES

2946 Larimer St. Denver, CO 80205  
303-295-1100 / 800-373-7693  
FAX 303-295-2464  
Email [info@snyderequipment.com](mailto:info@snyderequipment.com)  
[www.snyderequipment.com](http://www.snyderequipment.com)



*8000 Series*

*1000 Series*

*8400 Series*

## 1000 Series Lateral Files Technical Information

### Standard Features

Mechanical Interlock

Slide Suspension

Rigid cross membered frame provides extra rigidity

All 5 high units offer top opening flipper door & roll out shelf

Side-to-side standard interior 4 adjustable glides

Counterweights on 2 opening units

Posting shelf on 5 opening units

### Options

Laminate Tops are 1-1/2"

Over 16" of front-to-back filing available

Steel security lock bars (factory installed)

Units certified seismically safe when ordered with seismic option

Drawer dividers

## 1000 Series Lateral Files

The 1000 Series Lateral Files are fully welded, built to last and have the following features:

- Available in three widths:
  - 30" (interior 27-1/4")
  - 36" (interior 33-1/4")
  - 42" (interior 39-1/4")
- 1000 Series units are 19-3/16" deep (interior drawer depth 16-1/2")

- 1000 Series are available with either receding doors with rollout shelves or fixed drawer front configuration.
- Finish is baked-on enamel and treated to prevent rusting.
- Steel gauges are from 14-22 gauge cold rolled steel:

Main Suspension:	14 gauge	Receding Doors:	20 gauge
Top:	18 gauge	Drawer Fronts:	20 gauge
Base:	18 gauge	Drawer Backs:	22 gauge
Sides:	22 gauge	Drawer Sides:	16 gauge
Bottom:	22 gauge	Drawer Bottoms:	20 gauge
Back:	20 gauge	Vertical Stiffeners:	18 gauge
Cross members:	16 gauge		

- Constructed with 2 vertical stiffeners per side for rigidity.
- Edges of drawers are folded to prevent scraping and wearing.
- Waterloo ball bearings full progressive suspension. Holga's heavy-duty drawer suspension finish is made from bright zinc chromate
- Standard with 4 easily adjustable floor glides, accessible from inside the unit.
- Available with or without factory installed lock. The lock is located at the top center of each unit. Two keys are provided.
- Interlock mechanism allows for one roll-out shelf or drawer to be open at a time with less than 1/8" play.
- The 1000 Series has a center aluminum frame pull measuring 6-1/2w x 1-5/8 h.

A posting shelf and top receding door are standard on 5 high units.

**Interior Dimension****Side-to-Side Filing**

30" wide: 27-1/4"W x 16-1/4"D  
x 11-1/2"H

30"W = 27-1/4"W

36" wide: 33-1/4"W x 16-1/4"D  
x 11-1/2"H

36"W = 33"W

42" wide: 39-1/4"W x 16-1/4"D  
x 11-1/2"H

42"W = 39 -1/4"W

Flipper Door Openings: 10-  
3/4"H

All units can accommodate 16-1/4" filing front-to-back per row.

**Holga**

Copyright © 2001 Holga Inc. - a HON INDUSTRIES company

## 8000/8400 Series Lateral Files Technical Information

Standard Features	Options
Mechanical Interlock	Laminate Tops are 1-1/2"
Slide Suspension	Over 16" of front to back filing available
Rigid cross membered frame	Steel security lock bars (factory installed)
provides extra rigidity	Units certified seismically safe when
All 5 high units offer top opening	ordered with seismic option
flipper door & roll out shelf	Drawer dividers
Side-to-side standard interior	
Recessed full pulls	

### 8000/8400 Series Lateral Files

The 8000/8400 Series Lateral Files are fully welded and built to last. All Series have the following features:

- Available in three widths:
  - 30" (interior 27-1/4")
  - 36" (interior 33-1/4")
  - 42" (interior 39-1/4")
- 8000 Series units are 19-3/16" deep (interior drawer depth 16-1/2")
- 8400 High Density units are 24" deep (interior drawer depth 20-1/2")

- 8000 are available with either receding doors with rollout shelves or fixed drawer front configuration.
- Finish is baked-on enamel and treated to prevent rusting.
- Steel gauges are from 14-22 gauge cold rolled steel:

Main Suspension:	14 gauge	Receding Doors:	20 gauge
Top:	18 gauge	Drawer Fronts:	20 gauge
Base:	18 gauge	Drawer Backs:	22 gauge
Sides:	22 gauge	Drawer Sides:	16 gauge
Bottom:	22 gauge	Drawer Bottoms:	20 gauge
Back:	20 gauge	Vertical Stiffeners:	18 gauge
Cross members:	16 gauge		

- Constructed with 2 vertical stiffeners per side for rigidity.
- Edges of drawers are folded to prevent scraping and wearing.
- Waterloo ball bearings full progressive suspension. Holga's heavy-duty drawer suspension finish is made from bright zinc chromate
- Standard with 4 easily adjustable floor glides, accessible from inside the unit.
- Available with or without factory installed lock. The lock is located at the top center of each unit. Two keys are provided.
- Interlock mechanism allows for one roll-out shelf or drawer to be open at a time with less than 1/8" play.
- The 8000/8400 Series has a full recessed pull located at the top of each drawer front measuring 29-1/4w x 1-1/4h. Top

receding door is standard on 5 high units.

Interior Dimension	Side-to-Side Filing
30" wide: 27-1/4"W x 16-1/4"D x 11-1/2"H	30"W = 27-1/4"W
36" wide: 33-1/4"W x 16-1/4"D x 11-1/2"H	36"W = 33"W
42" wide: 39-1/4"W x 16-1/4"D x 11-1/2"H	42"W = 39 -1/4"W
Flipper Door Openings: 10- 3/4"H	

All units can accommodate 16-1/4" filing front-to-back per row.

**Holga**

Copyright © 2001 Holga Inc. - a HON INDUSTRIES company

# Color Matters...

**Color offers options** - beyond just good looks...

**Color allows for products to blend into new environments** and become part of the whole or it can add splashes of vibrancy to surroundings, creating a new look.

**Color also allows for products to come out** of the "backroom", making better use of available space.

**Whether standard or custom colors or laminates**, the choice is extensive and up to you...

## LEVEL ONE - STANDARD PAINT AND LAMINATES SELECTIONS



P91 BLACK




P18 LIGHT GREY



P03 EGGSHELL



A85 PEWTER



A48 GRAPHITE



H81 PUTTY



H79 MEDIUM PUTTY



P08 LIGHT TAUPE



LW4 TEAK (Laminate)



LWA GOLDEN OAK (Laminate)



LW7 WALNUT (Laminate)




K44 EBONYWOOD (Laminate)

## LEVEL TWO - PREMIUM GRADE PAINT SELECTIONS


*Customers ordering the Premium Grade Paint Selections will be charged \$250 net per color.*



P15 PURE WHITE



E04 BURGUNDY



D84 DEEP BLUE



C12 TEAL



A55 SOFT BEIGE



P61 MOCHA



P39 MEDIUM TAUPE



P95 MAUVE BROWN

## LEVEL THREE - CUSTOMER CHOICE SELECTIONS

*Holga has matched over 400 colors. Allow Holga to match yours.*

*Customers ordering the Customer Choice Selections will be charged \$550 net per color per order.*

① All paint is quality-tested and computer-analyzed to ensure color consistency from product to product in all lighting conditions. ② A greater variety of laminates can be custom ordered through WilsonArt. ③ Color samples are portrayed here as realistically as possible utilizing precise reproduction procedures, but for the most accurate sampling of colors, it is recommended that you consult your local Holga dealer.