


24/SEVEN™ NO. 572

Base: Rubber with a knobbed underside to keep the mat in place.
Compounds: Grease-resistant rubber, (Black)
 Grease-proof rubber, 50% Nitrile, (Terra Cotta)
Edging: Optional 3" wide beveled edging in Black, Terra Cotta or Yellow
Thickness: 5/8"
Colors: Black, Terra Cotta

Twenty-four hours a day, seven days a week these mats work to keep your employees comfortable. Manufactured in two exceptionally resilient and durable rubber compounds, 24/Seven™ is a perfect blend of rebound and stability for maximum protection from the effects of fatigue. Available in a 3' x 3' workstation size, 24/Seven™ is modular with hidden interlocks on two adjoining sides. It's perfect for covering large areas without the need for connectors. A 3" wide safety beveled edge is also available for easy cart access.

Custom

If you have special contours or a large size, let us make it for you. Sizes of 24/Seven™ customized mats are available in 12" increments and are only limited by weight and shipping requirements.



24/SEVEN™ SOLID NO. 570

Uses: Wet and greasy areas
Surface Design: Holes for drainage



Uses: Mostly dry areas
Surface Design: Solid with pebbled texture for traction



Sizes of No. 570 and No. 572

STOCK SIZES	CUSTOM SIZES
3' x 3' Mat	Up to 12' wide by up to 30' long in one section.
3" x 39" Beveled edging	

Some custom mats may require several sections.
 For special contours, please submit a sketch for a quote.



Edging for No.570 and No. 572

MODULAR WORKSAFE® LIGHT NO. 472 MODULAR DIAMOND-PLATE NO. 470



No. 472



No. 470

Two comfortable modular mats! Ideal as single work area mats or to cover large or hard to fit spaces. Both Modular WorkSafe® Light and Modular Diamond-Plate feature a unique, hidden interlocking system that needs no additional bevels or connectors. Lightweight and easy to handle, they are great in areas that require regular maintenance. Available in 3' x 3' modules.

Base: Rubber with knobbed underside to stabilize mat
Compounds: Grease-resistant SBR rubber and Grease-proof 100% Nitrile rubber
Edging: Safety rounded
Thickness: 1/2"
Color: Black

Modular WorkSafe® Light No. 472

Uses: Wet, dry and greasy work areas
Surface: Holes for drainage and raised ribs for traction
Added Benefit: Optional Yellow safety borders are available for Customized Modular WorkSafe® Light No. 471



Hidden interlocking system

If you need exceptional comfort and drainage all in one modular mat, then Modular WorkSafe® Light is for you.

Modular Diamond-Plate No. 470

Uses: Dry and moderately wet work areas
Surface: Diamond-embossed pattern



If you need a solid modular mat with extra traction, then Modular Diamond-Plate is ideal for you. The ever-popular, Diamond-Plate design offers a high-tech look in wet or dry areas.

Sizes of No. 472 and No. 470

STOCK SIZES
3' x 3'

CUSTOMIZED MODULAR WORKSAFE® LIGHT NO. 471 CUSTOMIZED MODULAR DIAMOND-PLATE NO. 466



With Modular WorkSafe® Light and Modular Diamond-Plate you don't have to be confined to stock sizes. If you have a large area or a special configuration, let us customize them for you. We can make mats in virtually any contour or shape. Sizes are available in 12" increments and are only limited by weight and shipping requirements. These mats are permanently locked together, yet can easily be rolled for clean-up.

There is an added benefit to the Customized Modular WorkSafe® light. We can add Yellow safety borders to your "custom" mats.

No. 471 and No. 466 Custom Sizes

Up to 12' wide by up to 60' long (in one section). Please draw a sketch indicating the mat dimensions. To receive a quote, fax the sketch to 1-800-874-4551 Attn: Quotes Department. **Note:** Some mats may require several sections.

INDUSTRIAL WORKSAFE® NO. 479



Uses: Wet, dry, moderately greasy areas
Compound: 100% Grease-resistant rubber
Edging: Colored safety beveled borders
Thickness: 7/8"

A rugged anti-fatigue mat, some say it's our most comfortable product. Industrial WorkSafe® offers employees added comfort and safety in industrial climates. Elevated friction bars on the surface, drainage holes and safety colored beveled borders reduce accident risks and enhance worker performance. Industrial WorkSafe® is strong enough to withstand many harsh chemicals often found in industrial environments.

STOCK SIZES			
Borders on 4 sides		Borders on 3 sides	
28" x 40"	40" x 52"	26" x 40"	38" x 52"
40" x 64"	40" x 124"*	38" x 64"	38" x 124"*

* A two section mat interlocked together
 Mats with Orange and Yellow borders mats are in stock.



CUSTOM SIZES

Up to 12' wide by up to 30' long in one section. Industrial WorkSafe® is easily customized to fit large areas with special cut-outs. Simply draw a sketch indicating the mat dimensions and the sides to be edged.

WORKSAFE® LIGHT NO. 478



Uses: Wet, dry and greasy work areas
Surface: Holes for drainage, raised ribs for traction
Compounds: Grease-resistant rubber, Grease-proof rubber
Edging: Molded safety bevels on all sides
Thickness: 1/2"

Lighter weight, fatigue relief, and an excellent drainage design make WorkSafe® Light one of our most popular safety and anti-fatigue mats. The lightweight, 25-pound design eases the strain of clean-up, yet keeps employees comfortable. The molded beveled edges allow easy access for employees and carts. WorkSafe® Light's well-engineered drainage holes and underside knobs keep debris from becoming trapped and keep the mat from harboring germs and bacteria.



STOCK SIZES		
3' x 5'	3' x 10'	3' x 20'

COMFORT DECK® NO. 460 GRIT-TOP COMFORT DECK® NO. 461

Uses: Wet or dry areas
Surface: Studded surface and drainage holes
Surface Resistance: Many chemicals, fire
Compound: Recycled PVC
Borders: 6" wide ramps on three sides
Thickness: 7/8"

Comfort Deck® offers employees comfort and safe, firm footing. Its interlocking feature makes Comfort Deck® versatile enough to be used for single workstations or to cover entire work areas. Comfort Deck® also offers uncompromising durability, support and the resilience required to provide all-day comfort for standing employees. The wide, safety-colored ramps offer easy access for workers and industrial equipment. If you have potentially hazardous areas with frequent water, grease and oil spills, order Grit-Top Comfort Deck® instead. One of the best abrasive mats available, it provides comfort and prevents nasty slip and fall accidents.



Orange Border



Yellow Border



Blue Border



Green Border



Red Border



STOCK SIZES

12" x 12" Tiles	30" x 36"	30" x 48"	30" x 60"	30" x 72"
30" x 96"	42" x 72"	42" x 96"	42" x 120"	

Mats with Yellow borders are in stock.

INDUSTRIAL GRITWORKS!™ NO. 487

Uses: Wet, dry and moderately greasy areas
Surface: Grit, elevated friction bars
Compound: Grease-resistant rubber
Base: Knobbed bottom for aeration and drainage
Edging: Colored, gritted safety bevels on all 4 sides
Thickness: 7/8"
Colors: Black w/Orange Borders (in stock)
 Black w/Yellow Borders



Orange Border



Yellow Border

We added grit to one of our most comfortable products and created an ideal safety and anti-fatigue mat that may never be surpassed. Industrial GritWorks!™ is very buoyant and is a great boost for productivity during long, strenuous shifts. It can even be customized to fit special contours or large work areas. For a mat that will reduce accident risks while handling harsh industrial environments, buy Industrial GritWorks!™


STOCK SIZES

28" x 40"	40" x 52"
40" x 64"	40" x 124"*


*A two-section mat interlocked together.

CUSTOM SIZES

Up to 12' widths up to 30' in length (in one section).
 For special contours, please submit a sketch for quote. Some mats may require several sections.



WORKMATE NO. 422



Connector strips hold multiple mats together.

- Uses:** Wet, dry and greasy work areas
Surface: Drainage holes, raised ribs for traction
Base: Knobbed underside
Edging: Optional unattached safety edging in Yellow, Orange, Red, Blue, Green, Black and Terra Cotta
Compound: Grease-resistant rubber
Added Benefit: Optional connectors create custom sized mats
Color: Black

WorkMate No. 422 is a high-performance drainage mat offering enhanced safety, cleanliness and above all, worker comfort. Its uniquely designed drainage holes also prevent dirt and debris from being trapped and harboring germs.

STOCK SIZES

18" x 24" 2' x 3'	18" x 48" 3' x 4'	30" x 36" 3' x 5'
----------------------	----------------------	----------------------

These sizes may be used individually or in multiples to cover large areas.

ERGO STANCE NO. 489



Blue



Black



Gray

- Uses:** All dry work areas
Surface: Smooth 100% rubber
Base: Low-density and high-density rubber sponge strips, alternating every 12"
Edges: Safety beveled
Thickness: 1/2"
Warranty: 3 year, conditional

Ergo-Stance® is specifically designed to stimulate blood-flow and prevent fatigue. Its unique ergonomic design encourages circulation, lessens fatigue and relieves pain associated with long-term standing. Its amazingly comfortable dual-density sponge base stimulates foot and leg muscles, making Ergo-Stance® the one mat that you never want to be without.

STOCK SIZES

18" x 30" 2' x 3' 3' x 4' 3' x 5'

CUSTOM SIZES

2', 3' and 4' widths up to 30' in length

VINYL TECH SPONGECOTE™ NO. 420



Blue



Black



Gray

- Uses:** All dry and laboratory work areas
Surface: Smooth vinyl
Surface Resistance: Chemicals, fire
Base: Nitricell™ sponge base
Edges: Safety beveled
Thickness: 1/2"
Warranty: 3 year, conditional

A great choice for laboratory work areas, Vinyl-Tech SpongeCote™ provides the good chemical resistance and supreme durability needed in such environments. That durability is combined with cushioning support to reduce on-the-job fatigue throughout the day.

STOCK SIZES

2' x 3'
3' x 5'

CUSTOM SIZES

2' x 60' 3' x 60' 4' x 60'
2', 3' and 4' widths up to 60' in length


CORRUGATED SPONGECOTE® NO. 431

Uses: All dry areas
Surface Texture: Corrugated
Edges: Safety beveled
Warranty: 3 year, conditional

Ergonomically designed to improve circulation and reduce fatigue, Corrugated SpongeCote® remains on our best seller list. The corrugated surface adds traction to work areas while the resilient sponge base keeps employees comfortable. Choose from two versions:

Vinyl Surface: Nitricell™ sponge base
 Resistant to some chemicals
 Thickness - 1/2"
 Color - Black with Yellow borders

Rubber Surface: 100% Natural sponge base
 Available in two thickness levels:
 Standard - 3/8"
 Heavy-Duty - 1/2"
 Color - Black




STOCK SIZES
 2' x 3' 3' x 5'
 1/2" mats are in stock

CUSTOM SIZES	
Black	Black/Yellow
2' x 75' 3' x 75'	2' x 60' 3' x 60'
4' x 75' 6' x 75'	4' x 60'
2', 3', 4' and 6' widths up to 75' in length	2', 3' and 4' widths up to 60' in length

WELDSAFe® NO. 447

Uses: Welding areas
Surface: Rugged rubber with pebbled texture
Surface Resistance: Spark and hot metal shards, fire
Base: Rubber sponge
Edges: Safety beveled
Thickness: 1/2"
Color: Black

Designed specifically for use in welding areas, WeldSafe® offers anti-fatigue comfort where it was previously thought impossible. Its durable surface expertly repels sparks and hot metal shards while the super resilient sponge base takes the pain out of long-term standing. WeldSafe® provides extra traction in otherwise dangerous industrial areas so that you can "WeldSafe®", not sorry!



STOCK SIZES
 2' x 3' 3' x 5'

CUSTOM SIZES
 2' x 75' 3' x 75' 4' x 75'
 2', 3' and 4' widths up to 75' in length.

TILE-TOP SPONGECOTE® NO. 424



Uses: All dry work areas
Surface: Smooth 3/32" thick rubber
Base: Natural rubber sponge
Edges: Safety beveled
Thickness: Standard - 3/8" and Heavy-Duty - 1/2"
Warranty: 3 year, conditional

Tile-Top SpongeCote® has been a best seller for almost 40 years. Manufactured using the most durable marbled surface available, Tile-Top SpongeCote® remains attractive even in very heavy-use areas. Its 100% rubber sponge base is the most resilient in the industry and will outlast any others on the market. But it is the exceptional comfort that Tile-Top SpongeCote® provides that keeps it so popular year after year. For those who prefer an extra measure of softness, ask about new UltraSoft Tile-Top.



STOCK SIZES

18" x 30" 18" x 48"
 2' x 3' 3' x 5'
 1/2" thick mats are in stock

CUSTOM SIZES

2' x 60' 3' x 60' 4' x 60'
 18", 2', 3' and 4' widths up to 60' in length



Black



Gray



White



Blue



Charcoal



Terra Cotta



Green



Tan




Sandalwood



Medium Brown

SOFT CELL™ NO. 500 ULTRA SOFT CELL™ NO. 501



Uses: All dry work areas
Surface: 1/8" Thick urethane skin
Compound: 100% Urethane
Edging: Safety beveled
Thickness: 5/8"
Color: Black
Warranty: 3 year, conditional

It's a better mat and a better attitude! Rejuvenator™ is 100% urethane, the compound of the future. Designed to energize workers for years, it won't crush down and immediately springs back to its original thickness. Rejuvenator™ is virtually indestructible. Its abrasion and chemical resistant urethane skin acts as a protective shell around the resilient sponge center. The unique surface design provides traction without torquing joints. Rejuvenator™ is available in two comfort levels:

Soft-Cell is soft and soothing underfoot, but with a measure of firmness.
Ultra Soft-Cell is incredibly soft, yet has amazing rebound.

Soft-Cell No. 500



Ultra Soft-Cell No. 501



STOCK SIZES

2' x 3' 3' x 5'

CUSTOM SIZES

3' x 9' 10" 3' x 14' 8"
 3' x 19' 6" 3' x 24' 4" 3' x 29' 2"

DIAMOND-PLATE SPONGECOTE® NO. 415

Uses: All dry work areas
Surface: 5/32" Thick Koroseal® vinyl
Surface Texture: Diamond embossed
Surface Resistance: Chemicals, abrasions, fire
Base: Nitricell™ sponge, 3/8" Thick
Edging: Safety beveled
Borders: Colored border option on longitudinal sides
Thickness: 9/16"
Warranty: 3 year, conditional

Our most popular anti-fatigue mat ever, Diamond-Plate SpongeCote® gives workers comfort and safety all day long. Its safety-engineered surface adds extra traction, but it is the Nitricell™ sponge base, the most comfortable and resilient sponge base on the market, that sets us far ahead of the competition. To enhance worker productivity and morale while relieving fatigue throughout the day, choose Diamond-Plate SpongeCote®.



Sizes of No. 415 and No. 414

STOCK SIZES

2' x 3' 3' x 5'

Black*, Black/Yellow*,
Black/Safety Alert
and Gray are in stock

*Stock colors for No. 414

CUSTOM SIZES

2' x 75' 3' x 75' 4' x 75'

2', 3' and 4' widths
up to 75' in length

Uses: All dry work areas
Surface: 5/32" Thick Koroseal® vinyl
Surface Texture: Diamond embossed
Surface Resistance: Chemicals, abrasions, fire
Base: Nitricell™ sponge, 3/4" Thick
Edging: Safety beveled
Borders: Colored border option on longitudinal sides.
Thickness: 15/16"
Warranty: 3 year, conditional

Distinguished by a double-thick sponge base and unparalleled comfort, UltraSoft Diamond-Plate is the new anti-fatigue mat of choice. With UltraSoft Diamond-Plate, you get the same great look, safety, abrasion and chemical resistant benefits as with Diamond-Plate SpongeCote®, but twice the comfort. UltraSoft Diamond-Plate will have you saying "aaahhh" from the first moment you step on it.



Black



Black/
Safety
Alert



Black/
Yellow



Black/
Orange



Black/
Red



Black/
Blue



Black/
Green




Gray




Gray/
Yellow



ULTRASOFT DIAMOND-PLATE NO. 414



TUF SPONGE NO. 451



Gray



Black



Black with Yellow *

Uses: All dry indoor work areas
Surface Texture: Raised linear pattern
Compound: 100% Vinyl sponge
Edges: Rounded on stock sizes and rolls, Safety beveled on cut lengths
Added Benefit: Optional bright Yellow safety borders
Thicknesses: 1/4" or 3/8"

Find economy, comfort and practicality with Tuf Sponge, while providing relief for tired, aching feet in areas where people stand to work. It also fills your need for variety with two thickness levels and three color options. Ergonomically designed to reduce floor hardness by up to 50%, Tuf Sponge is an economical and versatile choice. Available in workstation mats and rolls, Tuf Sponge can easily be cut to "custom" fit your work areas.



STOCK SIZES

1/4" x 2' x 3'	3/8" x 2' x 3'
1/4" x 27" x 36"	3/8" x 27" x 36"
1/4" x 27" x 60"	3/8" x 27" x 60"
1/4" x 3' x 5'	3/8" x 3' x 5'
	3/8" x 3' x 12'
1/4" x 2', 3', 4' and 6' x 60'	
3/8" x 2', 3', 4' and 6'*** x 60'	

CUSTOM SIZES

1/4" x 2', 3', 4' and 6' widths up to 60' in length
 3/8" x 2', 3', 4' and 6'*** widths up to 60' in length

*Available only in 3/8" thickness.

***6' width available in Black and Gray only.

ULTRA-TRED ARMORCOTE NO. 440



Uses: Mostly dry work areas and around chemicals
Surface: Double urethane coating on a raised, slip-resistant texture
 Extra resistance to chemicals and abrasions
Compound: 100% Vinyl sponge
Density: 20 lbs. per cubic foot
Edges: Rounded on stock sizes, Safety beveled on cut lengths
Thickness: 3/8"
Color: Black w/Yellow borders

Ultra-Tred ArmorCote combines the comfort of a soft, PVC sponge with chemical resistance. A tremendously versatile, soothing and affordable mat, it's double-thick urethane coating offers more abrasion resistance than comparable uncoated products. Ultra-Tred's textured surface also guards workers from slips, trips and falls.

STOCK SIZES

2' x 3'	3' x 5'	3' x 12'
2' x 60'	3' x 60'	4' x 60'

CUSTOM SIZES

2', 3' and 4' widths up to 60' in length



ORTHO STAND® NO. 454

Uses: Wet or dry work areas
Surface Texture: Domed design
Compound: Flexible natural rubber
Edges: Safety beveled
 Optional safety Yellow
Thickness: 1/2"
Colors: Black, Black w/Yellow Borders

STOCK SIZES
 2' x 3' 3' x 4'



Ergonomically designed for worker comfort, Ortho Stand®'s unique domed surface provides a massaging feeling and encourages frequent, yet subtle changes in posture. This enhances circulation, resulting in greater comfort and less fatigue throughout the day. Ortho Stand® also provides employees with safe, dry footing by allowing liquid and debris to settle between domes.

SAFETY ZONE INTERLOCK NO. 455

Uses: Dry or moderately wet work areas
Surface: Deck-plate design
Compound: 100% SBR rubber
Edges: Safety beveled
Added Benefit: Available in ends, centers or single mats
Thickness: 1/2"
Colors: Black, Black w/Yellow Borders

Safety Zone Interlock offers added visibility and comfort in the workplace. Its slip-resistant deck-plate surface ensures traction throughout the day. Interlocking sections securely join together to create Safety Zone runners of any length, yet zip apart easily for clean-up or removal.



STOCK SIZES

2' W x 3' L (to create 2' wide runners)
 3' W x 2' L (to create 3' wide runners)

WORKRITE NO. 474

Uses: Wet, dry or moderately greasy areas
Surface: Holes for drainage, traction bars
Base: Underside knobs to keep mat in place
Compounds: All-purpose rubber, Black
 Grease-proof rubber, Terra Cotta
Edging: Safety beveled
Thickness: 1/2"
Colors: Black and Terra Cotta

An economical choice for anti-fatigue comfort and safety, WorkRite's drainage hole design helps spills drain through, keeping employees' feet dry. Its high-quality rubber formulation, lightweight design, and beveled edging for cart access make WorkRite a great tool for industrial and kitchen areas. The Grease-proof design is 50% Nitrile for greater resistance to grease and oil.



STOCK SIZES

3' x 5' 3' x 10'* 3' x 20'*
 *Black only

SNYDER

Equipment, Inc.

Storing, Rolling, Lifting since 1947



PRODUCT INFORMATION

WEARWELL ANTI-FATIGUE MATS

2946 Larimer St. Denver, CO 80205
303-295-1100 / 800-373-7693
FAX 303-295-2464
Email info@snyderequipment.com
www.snyderequipment.com