

**SNYDER**



**Equipment, Inc.**

*Storing, Rolling, Lifting since 1947*

## **Jilson healthcare and institutional casters**

2946 Larimer St. Denver, CO 80205  
303-295-1100 / 800-373-7693  
FAX 303-295-2464  
Email [info@snyderequipment.com](mailto:info@snyderequipment.com)  
[www.snyderequipment.com](http://www.snyderequipment.com)

# We go to extremes to make things move.

We have all the right moves at Jilson. As suppliers of high quality casters from around the world, we offer the largest selection of casters and related products of any company in the US. And we also assemble casters – with components from some of the world's finest caster and wheel manufacturers.

Since our inception in 1974, we've been on a roll. The goal then was to offer unique, high-end products that were difficult to find. While our specialty

will always include hard-to-find items, today we offer all types of casters – possibly the largest assortment of casters and wheels in one place anywhere – from Germany, Sweden, Italy, France, Canada, Taiwan and Israel – as well as the US.

## **Always one wheel ahead of the competition**

One thing that makes us different from any other caster supplier is our inventory. We literally have hundreds of thousands of casters in stock. And what we don't have, we will get or make for you.

Another big difference is our experience. Our people are so knowledgeable – our expertise is legendary. We're known as "the caster resource" of the industry.

So not only can we deliver exactly what you need, we can help you solve even your toughest mobility problems – with results that are guaranteed to keep things rolling.

## **Jilson puts the moves on healthcare and institutional applications**

Quite possibly the largest selection of casters anywhere – specifically designed for healthcare and institutional applications.

Attractive, easy-to-clean casters with every conceivable brake and swivel combination including CentralLok™, our famous central locking casters which give users complete control over brakes and steering from one central location.

Plus casters designed for frequent wash downs – a necessity for clean room conditions. Nylon casters – great looking yet strong and durable – and they'll never rust! A tire selection big enough for the most demanding applications. And enough wheel bearing choices to make even the heaviest equipment easy to push.

Yes, casters and more casters. Beautiful, high-style designer's casters...and the ability to color match!

## **We've got your wheels**

Can't find that perfect caster in this brochure? Need more information? Give us a call at 800-969-5400. We'll send you one of our other industry specific brochures: Furniture, Display and Decorative; Stainless Steel, Non-Corrosive and Non-Magnetic; and Industrial Casters.

No matter what kind of casters you need...from our smallest ( $\frac{9}{16}$ " diameter)...to our largest (15  $\frac{3}{4}$ " diameter)...to our strongest caster which can support 15,000 pounds...you can count on Jilson for a great set of wheels... *because we go to extremes to make things move.*

### TABLE OF CONTENTS

Selection Guide .....	1	Designer's Casters .....	16
Furniture-Style Casters .....	7	Industrial-Style Casters .....	20
Institutional Casters .....	9	Corrosion Resistant Casters .....	22
CentralLok Casters .....	13		

**6SH – Heavy Duty Industrial Stainless Steel Casters****Capacities up to 2,200**

Welded stainless steel casters available as rigid, swivel and swivel with Maxi-Lok™ brake. Swivel casters have an



**Sizes:** 4", 5", 6", 8" and 10" (100, 125, 150, 200 and 250 mm)

**Mounting Types:** Top plate and stem.

**Finish:** Polished stainless steel.

**Tire Materials:** Nylon and polyurethane wheels are available. All wheels have sleeve, stainless steel roller or stainless sealed precision ball bearings. Sealed carbon steel ball bearings are also available.

**Typical Applications Include:** Very heavy equipment, which requires stainless steel casters – including carts, operating room and laboratory equipment.

**7TH – Dual-Wheel Extra Heavy Duty Industrial Stainless Steel Casters****Capacities up to 2,425**

Very heavy duty, welded stainless steel dual-wheel casters available as rigid and swivel. Swivel casters have an easy



**Sizes:** 6" and 8" (150 and 200 mm)

**Mounting Type:** Top plate.

**Finish:** Polished stainless steel.

**Tire Materials:** Nylon and polyurethane wheels are available. All wheels have sleeve, stainless steel roller or ball bearings. Sealed carbon steel ball bearings are also available.

**Typical Applications Include:** The heaviest of equipment which requires stainless steel casters – including carts, operating room and laboratory equipment.

**3NF – Light/Medium Duty Industrial Stainless Steel Casters****Capacities up to 550 lb.**

Stamped stainless steel casters available as rigid, swivel and swivel with Maxi-Lok™ brake. Swivel casters have an easy pivoting double-row ball bearing swivel with dirt seal in the upper raceway.



**Sizes:** 3-1/8", 4", 5" and 6" (80, 100, 125 and 150 mm)

**Mounting Types:** Top plate and hollow kingpins.

**Finish:** Polished stainless steel.

**Tire Materials:** Black and grey cushion rubber; black or grey SuperSoft™ rubber; nylon, polyurethane, antistatic rubber and phenolic wheels are available. All wheels have sleeve or stainless steel roller bearings.

**Typical Applications Include:** Equipment which requires industrial style corrosion resistant casters, with a positive brake, at an economical price – including carts, operating room and laboratory equipment and kitchen equipment.

**4NF – Medium Duty Industrial Stainless Steel Casters****Capacities up to 815 lb.**

Heavy duty, stamped stainless steel casters available as rigid, swivel and swivel with Maxi-Lok brake. Swivel casters have an easy pivoting double-row ball bearing swivel with dirt seal in the upper raceway.



**Sizes:** 5", 6" and 8" (125, 150 and 200 mm)

**Mounting Types:** Top plate and hollow kingpins.

**Finish:** Polished stainless steel.

**Tire Materials:** Black and grey cushion rubber; black or grey SuperSoft rubber; nylon, polyurethane, antistatic rubber and phenolic wheels are available. All wheels have sleeve or stainless steel roller bearings.

**Typical Applications Include:** Equipment which requires heavier duty, industrial style corrosion resistant casters, with a positive brake, at an economical price – including carts, operating room and laboratory equipment, and kitchen equipment.

## How to make all the right moves when selecting your casters

Healthcare and institutional environments demand superior mobility solutions. The casters you choose must withstand not only the rigors of excessive activity – they must also satisfy the

specifications of each individual application. The applications shown in this catalog are typical examples only – contact Jilson to discuss your specific needs. To select the right casters for your application, please be prepared to answer these questions:

- What is the total weight that will be transported?
- What type of environment will the equipment be used in? For instance, will the equipment move along carpeting or smooth tile flooring? Will it be subject to excessive shock or abuse?
- Will the equipment be moved long or short distances? Does it need to swivel for easy maneuverability or does it need to be rigid for straight tracking down long hallways? Does it require even greater control over each individual casters' braking or swivel-locking mechanism?
- What other unique conditions will the equipment be exposed to? Extreme heat or cold... excessive moisture or soiling... acidic substances... will help to determine the appropriate fork and wheel materials.
- Does the caster need to blend in with the design of the unit, either in style or color?

### Learn the lingo...

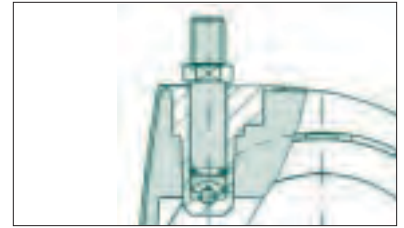
Does it seem like some other caster companies are speaking a foreign language? Can't tell a wheel brake from a swivel lock? Here's a handy reference guide of "caster-speak" – so you can be sure that what you want, is what you get!

### Swivel and Rigid Casters

**Swivel Casters:** The swivel casters in this catalog come equipped with many different types of swivel bearings. From the simplest plain bearing found in the OEA series, to sealed precision ball bearings found in others, each is designed for the greatest mobility and control.

#### Swivel Bearing Types

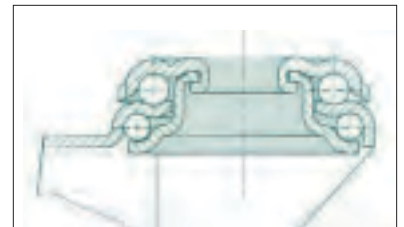
- **Plain Bearing:** The stem of the caster pivots in the caster body. In some plain bearing swivels, there's a ball at the base of the stem allowing the swivel to pivot more easily and smoothly.
- **Full Complement:** A design which has one row of balls at the stem base providing easier swiveling than the plain bearing swivel.
- **Standard Double-Row Ball:** This swivel has two rows of balls – an upper and a lower row – which are precisely staked together allowing for easy swiveling and flutter-free performance.
- **Protected Double-Row Ball:** In this design, two rows of balls are protected by a metal or plastic shield, allowing for great swiveling ease while helping to keep the environment out.
- **Sealed Precision Ball Bearing:** One sealed precision radial ball bearing incorporated into the swivel head, providing the greatest ease of swiveling and very smooth operation. This design



Plain Bearing



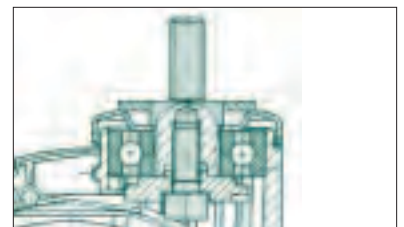
Full Complement



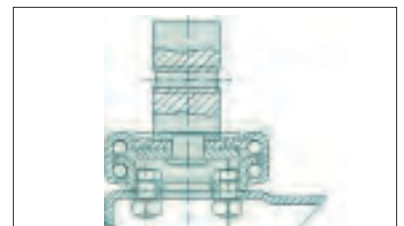
Standard Double-Row Ball




Protected Double-Row Ball



Sealed Precision Ball Bearing



Kingpinless Swivel



Rigid Caster

is ideal for heavy or expensive equipment.

- **Kingpinless Swivel:** This double-row ball bearing swivel does not have a kingpin and is the strongest type of swivel bearing available. It should be selected for equipment that is very heavy or needs to endure rough handling.

(continued...)



Wheel Brake



Maxi-Lok



Track-Lok



Dual-Function Brake



Centralok Casters are available in single- and dual-wheel designs

**2NF-S/D – Institutional Stainless Steel Casters****Capacities up to 220 lb.**

Economical stamped stainless steel casters available as rigid, swivel and swivel with Maxi-Lok™ combination swivel lock and wheel brake. Swivel casters have a strong, easy pivoting double-row ball bearing swivel with dirt seal in the



**Sizes:** 4" and 5" (100 and 125 mm)

**Mounting Types:** Top plate, hollow kingpin, pin and expanding stems. Swivel bearing cap standard with expanding stem.

**Finish:** Polished stainless steel.

**Tire Materials:** Available with antistatic, grey rubber; nylon, polyurethane and thermoplastic rubber tires. Wheels have sleeve or stainless steel ball bearings.

All wheels have nut & bolt axle for ease of cleaning. Thread guards are available on many wheels.

**Typical Applications Include:** Medium weight equipment which requires corrosion resistant, easy rolling casters with a very positive locking brake.

**2NF-G – MultiTask™ Industrial Stainless Steel Casters****Capacities up to 300 lb.**

Stamped stainless steel casters available as rigid, swivel and swivel with Maxi-Lok brake. Swivel casters have a sealed easy pivoting double-row ball bearing swivel with grease hole in the upper raceway for easy relubrication.



**Sizes:** 3-1/2", 4" and 5"

**Mounting Types:** Top plate and hollow kingpins.

**Finish:** Polished stainless steel.

**Tire Materials:** Black cushion rubber; black hard rubber; nylon, polyolefin, polyurethane, thermoplastic rubber; grey rubber; antistatic rubber and phenolic wheels are available. Wheels have plain or sleeve bearings. NOTE: 3-1/2" phenolic wheels are not available.

**Typical Applications Include:** Equipment which requires corrosion resistant casters with a positive brake at an economical price – including carts, operating room equipment and kitchen equipment.

The casters shown on the following pages are designed to maintain their appearance and performance even when subjected to frequent wash downs with cleaning solutions. Some are non-magnetic – making them perfect for use in magnetic resonance imaging (MRI) applications.

### 1IB/X – Non-Magnetic Hooded Nylon Twin-Wheel Casters

Capacities up to 135 lb.

Institutional quality twin-wheel casters available as swivel and swivel with wheel brake. The axle is produced of brass and the stems are either brass or stainless steel. These casters are corrosion resistant and non-magnetic.



**Sizes:** 2" and 3" (52 and 75 mm)

**Mounting Types:** Grip-ring and threaded stems. Complete assortment of sockets available to fit almost any application.

**Finish:** Black is standard. These casters can be color matched (subject to minimum order quantity).

**Tire Materials:** Nylon, polyurethane and antistatic materials. Wheels are riveted to the axle for greater security and strength.

**Typical Applications Include:** MRI applications – including IV poles, seating, and diagnostic equipment.

### 2NS/M – Non-Magnetic Single Wheel Nylon Casters

Capacities up to 220 lb.

Long lasting nylon body casters are available as rigid, swivel and swivel with Maxi-Lok™ combination swivel lock and wheel brake. Swivel casters have a patented “splash-proof” double-row ball bearing swivel which is strong, easy pivoting and very quiet. All metal parts are produced of corrosion resistant and non-magnetic stainless steel.



**Sizes:** 4" and 5" (100 and 125 mm)

**Mounting Types:** Top plate, hollow kingpin and expanding stems.

**Finish:** Medium grey colored body. These casters can be color matched to your equipment (subject to minimum order quantity).

**Tire Materials:** Available with antistatic, grey rubber, nylon, polyurethane and thermoplastic rubber tires. Wheels have sleeve or stainless steel ball bearings. All wheels have nut & bolt axle for ease of cleaning. Thread guards are available on many wheels.

**Typical Applications Include:** MRI applications and equipment that gets washed frequently – including carts, seating and diagnostic equipment.

## Rigid Casters

Rigid casters do not swivel. They allow greater control of the equipment when pushed long distances, allowing the equipment to track and steer more easily.

**Wheel:** The wheel is the rolling element within the caster.

---

## Brake Types

Many casters shown in this catalog are available with brakes and swivel locks to provide for greater safety and control of your equipment.

**Wheel Brake:** This locks the wheel only, prohibiting the equipment from moving.

**Maxi-Lok™:** The most positive type of brake available! Simultaneously lock the wheel and swivel in any position – instantly and positively immobilizing your equipment. With a toe tap, this mechanism allows no movement of the wheel or swivel, offering greater safety and stability than even the most effective wheel brake. Another toe tap releases the brake for exceptional mobility.

**Track-Lok™:** A steering lock caster which makes it easier to push equipment long distances. Just step on the pedal and a swivel caster becomes rigid for straight line tracking.

Series 2NM casters are available with an “automatic” Track-Lok that engages when the caster is pushed in a straight-ahead direction. With just a little force, the automatic Track-Lok releases

for increased mobility in tight spaces.

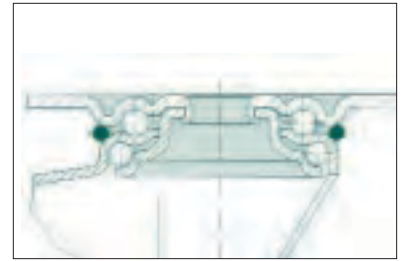
**Dual-Function Brake:** This pedal-activated mechanism combines the Maxi-Lok and Track-Lok features in one caster for maximum control and stability.

**CentraLok™:** The CentraLok system allows the user to lock and release all caster brakes from one convenient central location on the equipment. A touch of the pedal gives you instant, positive control, shifting the CentraLok casters from...

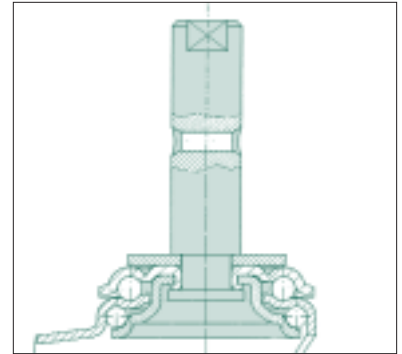
- **Free Wheeling:** all swivel and wheel locks are released for maximum maneuverability in tight spaces...to...
- **Steering Lock (optional):** the swivel is locked with a caster in a straight-ahead position for improved tracking and steering ease...to...
- **Total Lock:** all swivel and wheel locks are applied instantly to positively immobilize the equipment in place for maximum stability and safety.

CentraLok casters can be used in a variety of combinations.

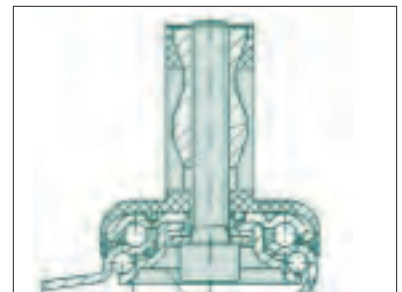
Put Jilson's experience to work for you – let us help you design the right CentraLok system for your equipment. (See page 13 for more on the CentraLok system.)



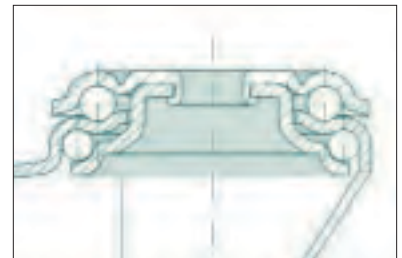
**Top Plate**



**Stem**



**Expanding Stem**



**Hollow Kingpin**

## Mounting Systems

Jilson can accommodate almost any mounting requirement you have. Some of the most popular mounting types are...

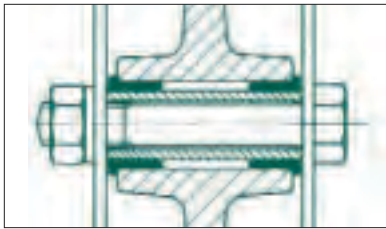
**Top Plate:** A square or rectangular flat plate, which normally attaches to your equipment with four fasteners. This is the strongest and most secure way of attaching a caster to your equipment.

**Stem:** A metal pin protrudes from the top of the caster into your equipment. Pin stems can be supplied with grip-rings, cross-holes, as threaded bolts or in a wide variety of other designs. Many pin stems are designed to work with sockets used to adapt the caster into round or square tubing, or into wood.

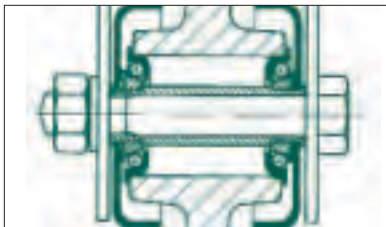
**Expanding Stem:** Nylon expanders are available in a wide variety of sizes to install casters into round or square tubing. Expanding stems are available for tubes with inside dimensions from 0.708" to 1.250".

**Hollow Kingpin:** This is the least expensive and easiest method of attaching casters to your equipment. With this mount, a bolt is installed through a hole in the swivel bearing. Some casters are also available with a threaded hollow kingpin. In either case, Jilson can provide the hardware needed to attach the caster to your equipment, based on your specifications.

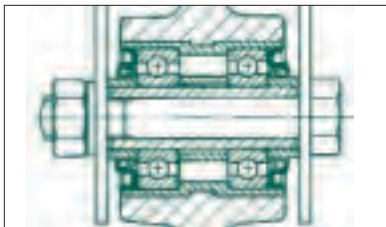
**Special Mounting Systems:** Let the Jilson experts design the best possible mounting system for your application – just give us a call at 800-969-5400.



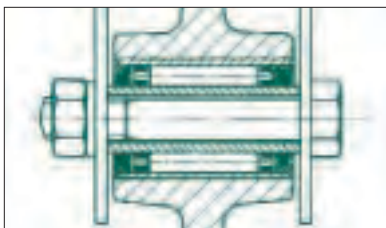
Plain or Sleeve Bearing



Ball Bearing



Precision Ball Bearing



Roller Bearing

## Axle Types

The caster axle holds the wheel, or wheels, into the caster fork. There are three basic types of axles...

**Snap On:** The snap on axle is typically used on lightweight twin-wheel casters and is recommended for only light-duty applications. With this axle type, the wheels are pressed onto the axle.

**Riveted:** In a twin-wheel caster, a riveted axle provides a stronger, more secure way to hold the wheels onto the axle.

In a single wheel caster, this is the least expensive way to hold the wheel in the caster. In this case, the wheel cannot be removed for service or cleaning.

**Nut & Bolt:** A threaded bolt and locking nut hold the wheel into the caster fork, which allows the wheel to be easily removed for service or replacement. For lubrication, some nut & bolt axles are supplied with a grease fitting for use with sleeve or roller bearing wheels. Ball bearing wheels cannot be lubricated through a grease fitting, so no grease fitting is provided.

## Load Capacity

To determine the load capacity of the caster you require, divide the total loaded weight to be supported by the number of casters on your equipment. Building in a safety factor of

**3NF/4NF – Medium Duty Industrial Style Casters****Capacities up to 660 lb.**

Stamped steel casters available as rigid, swivel and swivel with Maxi-Lok™ brake. Swivel casters have an easy pivoting double-row ball bearing swivel with dirt seal in the upper raceway.



**Sizes:** 3-1/8", 4", 5", 6" and 8" (80, 100, 125, 150 and 200 mm)

**Mounting Types:** Top plate, pin stem and hollow kingpins.

**Finishes:** Yellow zinc plated finish for increased resistance to corrosion. These casters can be bright zinc plated (subject to minimum order quantity).

**Tire Materials:** Black and grey cushion rubber; black or grey SuperSoft™ rubber; nylon, polyurethane, antistatic rubber and phenolic wheels are available. Wheels have sleeve, roller or ball bearings. Thread guards available for most wheels.

**Options:** 6" and 8" sizes with top plate mount available with detachable Track-Lok™ steering lock mechanism.

**Typical Applications Include:** Heavier equipment which requires strong casters with a positive brake, at an economical price – including carts, kitchen equipment and maintenance equipment.

**5NG – Heavy Duty Industrial Style Casters****Capacities up to 950 lb.**

Stamped steel casters are available as rigid, swivel and swivel with Maxi-Lok brake. Swivel casters have an easy pivoting double-row ball bearing swivel with nut & bolt kingpin and dirt seal in the upper raceway.



**Sizes:** 4", 5", 6", 8" and 10" (100, 125, 150, 200 and 250 mm)

**Mounting Type:** Top plate.

**Finish:** Zinc plated finish.

**Tire Materials:** Black and grey cushion rubber; black or grey SuperSoft rubber; nylon, polyurethane and antistatic rubber tire wheels are available. Wheels have sleeve, roller or ball bearings.

Thread guards available for many wheels.

**Options:** 8" Size is available with detachable Track-Lok steering lock brake.

**Typical Applications Include:** The heaviest equipment which requires strong casters with a positive brake – including carts, kitchen equipment, laundry carts and maintenance equipment.

Industrial-style casters – our heavier duty, utilitarian-design line of casters – are best for the high load and severe use of equipment in medical and institutional facilities. Featuring a wide selection of tires, finishes, brakes and mounting types for almost every application.

### 2NF-Q – Economical Light Duty Industrial Style Casters

Capacities up to 300 lb.

Stamped steel casters available as rigid, swivel and swivel with wheel brake. Swivel casters have an easy pivoting double-row ball bearing swivel mechanism.



**Sizes:** 3", 4" and 5"

**Mounting Types:** Top plate, grip-ring and threaded stems. Complete assortment of sockets available to fit almost any application.

**Finishes:** Bright zinc plated finish. These casters can be chrome plated or powder coated to color match your equipment (subject to minimum order quantity).

**Tire Materials:** Black cushion rubber; black hard rubber and black polyolefin wheels are available.

All wheels have plain wheel bearing.

**Options:** Antistatic rubber, phenolic, grey polyolefin, grey rubber and polyurethane wheels available, subject to minimum order quantity. Ball bearing wheels can also be supplied.

**Typical Applications Include:** Heavier equipment which requires strong casters at an economical price – including carts, kitchen equipment and maintenance equipment.

### 2NF-G – MultiTask™ Industrial Style Casters

Capacities up to 300 lb.

Stamped steel casters available as rigid, swivel and swivel with Maxi-Lok™ brake. Swivel casters have a sealed easy pivoting double-row ball bearing swivel.



**Sizes:** 3-1/2", 4" and 5"

**Mounting Types:** Top plates, hollow kingpins and threaded stems.

**Finishes:** Bright zinc plated finish. These casters can be chrome plated or powder coated to color match your equipment (subject to minimum order quantity).

**Tire Materials:** Black cushion rubber; black hard rubber; nylon, polyolefin, polyurethane, thermoplastic rubber, grey rubber, antistatic rubber and phenolic wheels are available. Wheels have plain wheel, sleeve, roller or ball bearings. Note: 3-1/2" phenolic wheels are not available.

**Typical Applications Include:** Heavier equipment which requires strong casters with a positive brake, at an economical price – including carts, kitchen equipment and maintenance equipment.

at least 25% is recommended for most applications, however, more severe applications may require a higher safety factor. Please contact Jilson for additional help in determining your needs.

## Wheel Size & Tread Width

The wheel diameter is one factor that determines how easily the caster will roll – that is, the larger the diameter, the easier it rolls. Another factor is tread width – a wider tread width can support more weight (increasing load capacity), while a narrower tread, with less surface contact, rolls more easily (yet decreases load capacity).

## Wheel Bearing Types

Wheel bearings reduce the friction between the wheel and axle making your equipment easier to push. When selecting the appropriate wheel bearing for your application, the environment must be taken into consideration. Shields and seals can be supplied with some roller and ball bearings, prohibiting debris from fouling the bearing.

**Plain Bearing:** With plain bearings, the wheel rides directly on the axle. This is the least expensive type of wheel bearing and should be selected only for very light equipment or when cost is a more important consideration than performance.

**Sleeve Bearing:** With a sleeve bearing, the wheel revolves on a smooth sleeve to reduce friction. This is an inexpensive, quiet and strong type of bearing. Sleeves are available in hardened steel, as well as plastic and stainless steel for use in corrosive applications.

TIRE/WHEEL MATERIAL	LOAD CAPACITY	QUIET RIDE	FLOOR PROTECTION	SHOCK ABSORPTION	ROLLABILITY	MOISTURE RESISTANCE	WEAR
Nylon	1	4	4	4	1	1	1
Polyolefin	2	4	4	4	2	2	2
Phenolic	1	5	4	5	2	4	3
Cushion Rubber	4	2	2	2	4	4	3
Hard Rubber	2	4	4	4	3	4	3
Thermoplastic Rubber	4	2	2	3	3	3	2
Polyurethane	1	3	2	3	2	2	2
SuperSoft	3	1	1	1	3	3	3

Legend: 1= Excellent 2= Superior 3= Very Good 4= Good 5= Fair

Note: this chart is intended for reference only. Please consult Jilson for specific recommendations.

**Ball Bearing:** Ball bearings greatly reduce the amount of friction and provide excellent rolling ease. There are many types of ball bearings used in caster wheels – give us a call and we'll help you choose the right one based on your load and performance needs.

**Precision Ball Bearing:** This is the best ball bearing type available. The precision ball bearing offers the greatest rolling ease for carrying heavy loads and has a long lifespan. This

smooth, quiet running bearing is the right choice for expensive or heavy medical equipment.

**Roller Bearing:** Roller bearings offer great rolling ease and can carry heavy loads. These bearings always revolve on a hardened sleeve and require relubrication.

### Wheel Materials

Wheel materials should be selected according to the load capacity required, floor conditions and the environment. Rough, hard or uneven floors generally require a resilient tire, which is quiet, absorbs shock and offers increased floor protection. Hard tread wheels roll more easily, especially on carpeted floors, and have a greater load capacity than more resilient wheel treads.

**Nylon:** Nylon wheels are a hard, milky white colored plastic, that is ideal for carpeted floors, wet environments or if heavy loads must be carried.

**Polyolefin:** These are hard plastic wheels that perform like nylon, but don't take as much shock or work as well in wet environments. They are available in a high temperature version for applications up to 550°F (285°C).



**Phenolic:** These wheels are made of a hard, black material that is resistant to heat and chemicals. **Finishes shown, left to right: Nylon, Bright Zinc, Yellow Zinc, Powder Coating, Chrome Plated and Stainless Steel** applications in excess of 300°F (150°C), but not greater than 525°F (275°C).



Thread Guards

**2FM —TwinTECH Casters****Capacities up to 245 lb.**

Twin-Wheel die cast metal body casters available as swivel and swivel with Maxi-Lok™ brake. The swivel has a sealed

full complement ball bearing. Ideal for equipment that requires maximum mobility as well as an attractive



**Sizes:** 3", 4" and 5" (75, 100 and 125 mm)

**Mounting Types:** Threaded stem and threaded hollow kingpin.

**Finish:** Inert powder coated white finish. These casters can be color matched to your equipment (subject to minimum order quantity).

**Tire Materials:** Available with antistatic, rubber, nylon or polyurethane tires. Wheels have Delrin bearings or precision ball bearing for maximum rolling ease.

**Typical Applications Include:** Equipment which requires long lasting, attractive casters with a very positive locking brake – including diagnostic equipment, carts, kitchen equipment and transporters.

**2GM – Single-Leg Casters****Capacities up to 220 lb.**

Clean die cast metal body casters with only one leg for a unique appearance and ease of cleaning. Available as rigid, swivel, swivel with Maxi-Lok™, swivel with Track-Lok™ and swivel with Dual-Function brake. The swivel has a strong, sealed precision ball bearing for maximum swiveling ease. Great performance from a great looking caster!

**Size:** 5" (125 mm)**Mounting Types:** Top plate, pin and threaded stems.**Finish:** Inert powder coated white finish. These casters can be color matched to your equipment (subject to minimum order quantity).**Tire Materials:** Available with antistatic, grey rubber, polyurethane or thermoplastic rubber tires. Wheels have "splash-proof" ball bearing for maximum rolling ease, very quiet operation and a thread guard which is an integral part of the body.**Typical Applications Include:** Equipment which requires long lasting, attractive casters with a very positive locking brake – including diagnostic equipment, carts, kitchen equipment and transporters.**2ZM – SingleTECH Casters****Capacities up to 245 lb.**

Clean die cast "shell" style metal body casters available as swivel and swivel with Maxi-Lok brake. The swivel has a strong, sealed precision ball bearing for maximum swiveling ease.

**Sizes:** 4" and 5" (100 and 125 mm)**Mounting Types:** Threaded and pin stems.**Finish:** Inert powder coated white finish. These casters can be color matched to your equipment (subject to minimum order quantity).**Tire Materials:** Available with antistatic, grey rubber and grey polyurethane tires. Wheels have precision ball bearing for maximum rolling ease and thread guards as an integral part of the body.**Typical Applications Include:** Equipment which requires long lasting attractive casters with a very positive locking brake – including diagnostic equipment, carts and transporters.

Furniture-style casters are ideal for lighter weight applications such as night-side tables, over-bed tables, IV poles, patient seating, and light duty carts. Available in a wide range of high-quality materials, these casters roll easily and will continue to provide excellent performance over time. And they can be color matched to enhance the appearance of your product.

### 0EA – Centerbody Nylon Twin-Wheel Swivel Casters

Capacities up to 150 lb.

Produced of virgin nylon material, these casters are strong, durable and enhance the appearance of your products. Heavy duty 2-3/8" size available with wheel brake.



**Sizes:** 1-1/2", 1-3/4", 2" and 2-3/8" (38, 45, 50 and 60 mm)

**Mounting Types:** Top plate, grip-ring, socket and threaded stems. Complete assortment of sockets available to fit almost any application.

**Finish:** Black is standard. These casters can be color matched (subject to minimum order quantity).

**Tire Material:** Nylon wheels with flat or convex side profile.

**Options:** 2-3/8" size available with chrome plated or black powder coated zinc die cast body (Series 0FA).

3", 4" and 5" (75, 100 and 125 mm) are available by special order.

**Typical Applications Include:** Night-side tables, over-bed tables, seating, furniture and IV poles.

### 01A – Hooded Nylon Twin-Wheel Swivel Casters

Capacities up to 150 lb.

Produced of virgin nylon material, these casters are strong, durable and enhance the appearance of your products. Most sizes are available with wheel brake.



**Sizes:** 1", 1-3/16", 1-3/8", 1-9/16", 1-3/4", 2" and 2-3/8" (25, 30, 35, 40, 45, 50 and 60 mm)

**Mounting Types:** Top plate, grip-ring, socket and threaded stems. Complete assortment of sockets available to fit almost any application.

**Finish:** Black is standard. These casters can be color matched (subject to minimum order quantity).

**Tire Materials:** Nylon wheels are standard. The 2" size is available with resilient polyurethane tires.

**Options:** 2" and 2-3/8" sizes available with chrome, brass or antique brass plated body cap.

1-3/4", 2" and 2-3/8" sizes available with chrome plated or black powder coated zinc die cast body (Series 0JA).

**Typical Applications Include:** Night-side tables, over-bed tables, seating, furniture and

**11A – Heavy Duty Hooded Nylon Twin-Wheel Swivel Casters****Capacities up to 175 lb.**

Produced of virgin nylon material, these casters are strong, durable and enhance the appearance of your products. Heavier duty and taller nylon twin-wheel swivel casters with or without a wheel brake.



**Sizes:** 3-1/8", 4" and 4-3/4" (80, 100 and 120 mm)

**Mounting Types:** Top plate, grip-ring and threaded stems. Complete assortment of sockets available to fit almost any application.

**Finish:** Black is standard. These casters can be color matched (subject to minimum order quantity).

**Tire Materials:** Nylon, rubber and polyurethane tires are available.

**Typical Applications Include:** Furniture, carts and diagnostic equipment.

**1NF-Q – Light Duty Single Wheel Furniture Casters****Capacities up to 150 lb.**

Stamped steel casters available as rigid, swivel and swivel with wheel brake. Swivel casters have an easy pivoting double-row ball bearing swivel.



**Sizes:** 2", 2-1/2", 3", 4" and 5"

**Mounting Types:** Top plate, grip-ring, socket and threaded stems. Complete assortment of sockets available to fit almost any application.

**Finishes:** Bright zinc plated finish. These casters can be chrome, nickel or antique brass plated or powder coated to color match your equipment (subject to minimum order quantity).

**Tire Materials:** Black cushion rubber, black hard rubber and black polyolefin wheels are available. All wheels have plain wheel bearing on a riveted axle.

**Options:** Antistatic rubber, grey rubber, grey polyolefin and polyurethane wheels available (subject to minimum order quantity).

**Typical Applications Include:** Furniture, carts, IV poles...anywhere a light duty, economical caster is required.

**2GF/M – Single Wheel Nylon Casters****Capacities up to 220 lb.**

Nylon body casters available as rigid, swivel, swivel with Maxi-Lok™ combination swivel lock and wheel brake and swivel with Track-Lok™ steering lock brake. Swivel casters have a patented “splash-proof” double-row ball bearing swivel which is strong, easy pivoting and very quiet.



**Size:** 5" (125 mm)

**Mounting Types:** Top plate, hollow kingpin, pin, expanding and threaded stems.

**Finish:** Grey colored body. These casters can be color matched to your equipment (subject to minimum order quantity).

**Tire Materials:** Available with grey rubber, nylon, polyurethane and thermoplastic rubber tires. Wheels have sleeve, ball or precision ball bearings. All wheels have nut & bolt axle for ease of cleaning. Thread guards are available on many wheels.

**Options:** An antistatic version of these casters is available with rubber tire.

**Typical Applications Include:** Equipment which requires long lasting, attractive casters with a very positive locking brake – including patient seating, carts, incubators, kitchen equipment and transporters.

**2NM/M – Single Wheel “High-End” Nylon Casters****Capacities up to 245 lb.**

Long lasting nylon body casters available as swivel, swivel with Maxi-Lok brake and swivel with unique “dual-function” brake. The “dual-function” incorporates both the Maxi-Lok and Track-Lok functions in one caster. The swivel has a strong, sealed precision ball bearing for maximum swiveling ease.



**Sizes:** 5" and 6" (125 and 150 mm)

**Mounting Types:** Top plate, hollow kingpin, threaded hollow kingpin, pin, and threaded stems. Also available with expanded mount, although not recommended for casters with Maxi-Lok or Track-Lok brakes.

**Finish:** Medium grey colored body. These casters can be color matched to your equipment (subject to minimum order quantity).

**Tire Materials:** Available with grey thermoplastic rubber, SuperSoft™ rubber or polyurethane tires. Wheels have precision ball bearings for maximum rolling ease and grey nylon thread guards. All wheels have nut & bolt axle for ease of cleaning.

**Options:** An antistatic version of these casters is also available with rubber tire.

**Typical Applications Include:** Equipment which requires long lasting, attractive casters with a very positive locking brake – including patient seating, carts, incubators, kitchen

Jilson carries a complete selection of the most attractive casters available for medical and institutional applications. Sophisticated designs – made from the highest quality tire materials, swivel bearings and brakes – for the greatest level of performance. And many can be color matched to enhance the appearance of your equipment.

### 1EA/2EA – Twin-Wheel Nylon Casters

Capacities up to 220 lb.

Very strong twin-wheel nylon body casters available as swivel and swivel with brake. 2-1/2" casters have wheel brakes; 3" and 4" sizes feature the Maxi-Lok™ brake. 2-1/2" rigid casters are also available.



**Sizes:** 2-1/2", 3" and 4" (65, 75 and 100 mm)

**Mounting Types:** Top plate, grip-ring, socket, expanding and threaded stems. Complete assortment of sockets available to fit almost any application.

**Finish:** Medium grey colored body. These casters can be color matched to your equipment (subject to minimum order quantity).

**Tire Materials:** Available with dark grey antistatic or polyurethane tires. Wheels have plain bearing and are riveted to the axle for security and strength. Body is designed to prohibit the accumulation of string, sutures and other debris from jamming the wheels, allowing them to roll freely.

**Options:** A non-magnetic version of these casters is available making them ideal for MRI applications. The 4" version can be supplied with precision ball bearings in the swivel and/or the wheels for maximum mobility.

**Typical Applications Include:** Heavier equipment which requires the easiest possible maneuverability and a very positive locking brake – including heavy medical, laboratory or office equipment.

### 2NF/M – Single Wheel Nylon Casters

Capacities up to 220 lb.

Nylon body casters available as rigid, swivel and swivel with Maxi-Lok combination swivel lock and wheel brake. Swivel casters have a patented "splash-proof" double-row ball bearing swivel which is strong, easy pivoting and very quiet.



**Sizes:** 4" and 5" (100 and 125 mm)

**Mounting Types:** Top plate, hollow kingpin, pin, expanding and threaded stems.

**Finish:** Grey colored body. These casters can be color matched to your equipment (subject to minimum order quantity).

**Tire Materials:** Available with grey rubber, nylon, polyurethane and thermoplastic rubber tires. Wheels have sleeve, ball or precision ball bearings in the hubs. All wheels have nut & bolt axle for ease of cleaning. Thread guards are available on many wheels.

**Options:** An antistatic version of these casters is available with rubber tire.

**Typical Applications Include:** Equipment which requires long lasting, attractive casters with a very positive locking brake – including patient seating, carts, incubators, kitchen equipment and

Institutional casters are designed specifically for the unique applications of today's medical and institutional facilities. Many casters, swivel bearings, tire materials and brake systems have been engineered specifically to transport patients and diagnostic equipment safely and easily. They're easy-to-clean, easy-to-service and will provide long lasting, trouble-free performance.

**11B – Hooded Nylon Twin-Wheel Casters**

**Capacities up to 135 lb.**

Institutional quality twin-wheel casters available as swivel and swivel with wheel brake. Produced of virgin nylon, these casters are strong, durable and enhance the appearance of your products.



**Sizes:** 2" and 3" (52 and 75 mm)

**Mounting Types:** Top plate, grip-ring, socket, expanding and threaded stems. Complete assortment of sockets available to fit almost any application.

**Finish:** Black is standard. These casters can be color matched (subject to minimum order quantity).

**Tire Materials:** Nylon, thermoplastic rubber, polyurethane and antistatic materials. Wheels are riveted to the axle for greater security and strength.

**Typical Applications Include:** Furniture, carts, IV poles, commode and shower chairs, and diagnostic equipment.

**1JB – Hooded Die Cast Twin-Wheel Casters**

**Capacities up to 155 lb.**

Institutional quality twin-wheel casters available as swivel and swivel with wheel brake. With zinc die cast bodies, these casters are strong, durable and enhance the appearance of your products.



**Sizes:** 2", 3" and 4" (52, 75 and 100 mm)

**Mounting Types:** Top plate, grip-ring, socket, expanding and threaded stems. Complete assortment of sockets available to fit almost any application.

**Finishes:** Chrome plated or powder coated black bodies with black nylon wheel hubs. These casters can be color matched (subject to minimum order quantity).

**Tire Materials:** Thermoplastic rubber, polyurethane and antistatic materials. 2" and 3" sizes also available with black nylon wheels. Wheels are riveted to the axle for greater security and strength.

**Typical Applications Include:** Furniture, carts, IV poles, commode and shower chairs, and diagnostic equipment.

**1EE – Centerbody Nylon Twin-Wheel Casters****Capacities up to 220 lb.**

Institutional quality twin-wheel casters available as swivel and swivel with Maxi-Lok™, combination swivel lock and wheel brake. Solid nylon bodies with full complement swivel bearing – these casters roll and swivel easily (without “flutter!”) and are strong and durable. They’ll enhance the appearance and life of your products.



**Sizes:** 3", 4" and 4-3/4" (75, 100 and 120 mm)

**Mounting Types:** Top plate, grip-ring and threaded stems.

**Finish:** Grey color body and wheel hubs. These casters can be color matched (subject to minimum order quantity).

**Tire Material:** All sizes available with dark grey polyurethane tires. 4" and 4-3/4" sizes have needle bearings in the wheels for maximum mobility. All wheels are riveted to the axle for security and strength.

**Typical Applications Include:** Furniture, carts, IV poles and diagnostic equipment.

**1NF-S – Light Duty Institutional Casters****Capacities up to 175 lb.**

Stamped steel casters available as rigid, swivel, swivel with Maxi-Lok™, combination swivel lock and wheel brake (the 2" has a wheel brake only). Swivel casters have a strong, easy pivoting double-row ball bearing swivel.



**Sizes:** 2", 3", 4" and 5" (50, 75, 100 and 125 mm)

**Mounting Types:** Top plate, hollow kingpin, grip-ring, expanding, socket and threaded stems. Complete assortment of sockets available to fit almost any application.

**Finishes:** Bright zinc chromated plated finish. These casters can be powder coated to color match your equipment (subject to minimum order quantity).

**Tire Materials:** All sizes available with antistatic tire materials or grey rubber tires; 2" and 3" sizes are available with polyurethane tires. All sizes have sleeve, plain or ball bearings in the wheels. All wheels have nut & bolt axle for ease of cleaning. Thread guards are available on many wheels. Thread guards keep string, sutures, hair and other debris out of the wheel bearing allowing the wheel to roll freely.

**Options:** Swivel bearing cap standard with expanding stem, is available on all other mounting types except the top plate.

**Typical Applications Include:** Lighter weight equipment which requires attractive casters with a very positive locking brake.

**2ZM – SingleTECH Designers CentraLok Casters****Capacities up to 245 lb.**

Clean “shell” style die cast metal body casters available as swivel and swivel with CentraLok brake. The swivel has a strong, sealed precision ball bearing for maximum swiveling ease.



**Sizes:** 5" and 6" (125 and 150 mm)

**Mounting Types:** Stems with either 7/16" hex or “D” shaped cam hole. Four M8 attaching holes are provided.

**Finish:** Inert powder coated white finish. These casters can be color matched to your equipment (subject to minimum order quantity).

**Tire Materials:** Available with antistatic or grey polyurethane tires. Wheels have precision ball bearing for maximum rolling ease and thread guards which are an integral part of the body.

**Typical Applications Include:** Equipment which requires the central locking brake, maximum mobility and attractive appearance – including beds, transporting devices, lifters and diagnostic equipment.

**2FM – TwinTECH Designers CentraLok Casters****Capacities up to 245 lb.**

Twin-Wheel die cast metal body casters available as swivel and swivel with CentraLok brake. The swivel has a sealed full complement ball bearing.



**Sizes:** 5" and 6" (125 and 150 mm)

**Mounting Types:** Stems with either 7/16" hex or “D” shaped cam hole. Four M8 attaching holes are provided.

**Finish:** Inert powder coated white finish. These casters can be color matched to your equipment (subject to minimum order quantity).

**Tire Materials:** Available with antistatic, rubber, nylon or polyurethane tires. Wheels have Delrin bearings or precision ball bearings for maximum rolling ease.

**Options:** Special “plunger” brake available. When the brake is applied a rubber foot or plunger lifts the equipment off the floor. A non-magnetic version of these casters is also available.

**Typical Applications Include:** Equipment which requires the central locking brake, maximum mobility and attractive appearance – including beds, transporting devices, lifters and diagnostic equipment.

**2NM – Medium Duty CentraLok Casters****Capacities up to 245 lb.**

Stamped steel casters available as rigid, swivel and swivel with CentraLok brake. Swivel casters have a strong, sealed precision ball bearing for maximum swiveling ease. Ideal for equipment which require the central locking brake and maximum mobility.



**Sizes:** 4", 5", 6", 8" and 10" (100, 125, 150, 200 and 250 mm)

**Mounting Types:** Stems with either 7/16" or 12 mm hex shaped cam hole. Can also be delivered as "open stem" design without cam in stem. Four M8 attaching holes are provided.

3.78" and 2.125" (96 and 54 mm) tall stems are available.

**Finish:** Polished chrome plated finish. These casters can be powder coated to color match your equipment (subject to minimum order quantity).

**Tire Materials:** Available with antistatic, grey thermoplastic rubber, SuperSoft™ rubber or polyurethane tires. Wheels have precision ball bearings for maximum rolling ease.

All wheels have thread guards and nut & bolt axle for ease of cleaning.

**Options:** "Dead-Man" brake and automatic Track-Lok™ steering lock available on many sizes. The "Dead-Man" brake locks both the swivel and wheel simultaneously until the stem shaft spring is released.

Stainless steel versions are also available.

**Typical Applications Include:** Medium weight

**2NM/M – Nylon CentraLok Casters****Capacities up to 220 lb.**

Nylon body casters available as swivel and swivel with CentraLok brake. The swivel has a strong, sealed precision ball bearing for maximum swiveling ease. Ideal for equipment which require the central locking brake and maximum mobility, as well as an attractive appearance.



**Size:** 6" (150 mm)

**Mounting Types:** Stems with either 7/16" or 12 mm hex shaped cam hole. Can also be delivered as "open stem" design without cam in stem. Four M8 attaching holes are provided.

3.78" and 2.125" (96 and 54 mm) tall stems are available.

**Finish:** Medium grey colored body. These casters can be color matched to your equipment (subject to minimum order quantity).

**Tire Materials:** Available with antistatic, grey thermoplastic rubber, SuperSoft rubber or polyurethane tires. Wheels have precision ball bearings for maximum rolling ease. All wheels have grey nylon thread guards and nut & bolt axle for ease of cleaning.

**Typical Applications Include:** Medium weight equipment which requires easiest possible maneuverability and a very positive locking brake – including beds, transporting devices, lifters and diagnostic equipment.

**2NF-S – Medium Duty Institutional Casters**

**Capacities up to 220 lb.**

Stamped steel casters available as rigid, swivel and swivel with Maxi-Lok™ combination swivel lock and wheel brake. All sizes are available with Track-Lok™ steering lock mechanism. Swivel casters have a strong, easy pivoting protected double-row ball bearing swivel.



**Sizes:** 3", 4", 5" and 6" (75, 100, 125 and 150 mm)

**Mounting Types:** Top plate, hollow kingpin, pin, expanding and threaded stems.

**Finishes:** Bright zinc-chromatized plated finish. These casters can be powder coated to color match your equipment (subject to minimum order quantity).

**Tire Materials:** Available with antistatic, grey rubber, nylon, polyurethane and thermoplastic rubber tires. Wheels have sleeve, ball or precision ball bearings in the wheels. All wheels have nut

& bolt axle for ease of cleaning. Thread guards are available on many wheels.

**Typical Applications Include:** Medium weight equipment which requires easy rolling casters

with a very positive locking brake – including

**2NF-S/D – Medium Duty Institutional Casters**

**Capacities up to 220 lb.**

Economical stamped steel casters available as rigid, swivel and swivel with Maxi-Lok combination swivel lock and wheel brake. Swivel casters have a strong, easy pivoting double-row ball bearing swivel with dirt seal in the upper raceway.



**Sizes:** 4" and 5" (100 and 125 mm)

**Mounting Types:** Top plate, hollow kingpin, pin, expanding and threaded stems. Swivel bearing cap standard with expanding stem.

**Finishes:** Bright zinc chromated plated finish. These casters can be powder coated to color match your equipment (subject to minimum order quantity).

**Tire Materials:** Available with antistatic, grey rubber, nylon, polyurethane and thermoplastic rubber tires. Wheels have sleeve, ball or precision ball bearings.

All wheels have nut & bolt axle for ease of cleaning. Thread guards are available on many wheels.

**Typical Applications Include:** Medium weight equipment which requires easy rolling casters with a very positive locking brake – including carts, beds, transporting devices, lifters, and diagnostic

**2NM – Medium Duty Institutional “High-End” Casters****Capacities up to 245 lb.**

Stamped steel casters available as rigid, swivel and swivel with Maxi-Lok™ combination swivel lock and wheel brake. The 4", 5", 6" and 8" sizes are available with the Track-Lok™ steering lock mechanism. Swivel casters have a strong, sealed precision ball bearing for maximum swiveling ease.



**Sizes:** 3-1/8", 4", 5", 6" and 8" (80, 100, 125, 150 and 200 mm)

**Mounting Types:** Top plate, hollow kingpin, pin, and threaded stems. Also available with expanding mount, but not recommended for use on casters with Maxi-Lok or Track-Lok brake.

**Finishes:** Polished chrome plated finish. These casters can be powder coated to color match your equipment (subject to minimum order quantity).

**Tire Materials:** All sizes available with antistatic, grey thermoplastic rubber or polyurethane tires. Wheels have precision ball bearings for maximum rolling ease. All wheels have thread guards and nut & bolt axle for ease of cleaning.

**Options:** 5", 6" and 8" sizes are available with an automatic Track-Lok steering lock for straight line tracking control.

**Typical Applications Include:** Medium weight equipment which requires the easiest possible maneuverability and a very positive locking brake – including intensive care and birthing beds, transporting devices, lifters and diagnostic equipment.

**1PF and 2PF – Medium Duty Dual-Wheel Casters****Capacities up to 200 lb.**

Stamped steel dual-wheel casters available as swivel, swivel with Maxi-Lok combination swivel lock and wheel brake in the 3" size (the 2" with a wheel brake only). These casters have a strong, easy pivoting double-row ball bearing swivel. These dual-wheel casters carry more weight and swivel more easily than single wheel casters.



**Sizes:** 2" and 3" (50 and 75 mm)


**Mounting Types:** Top plate, hollow kingpin, pin, expanding and threaded stems.

**Finishes:** Bright zinc-chromatized plated finish. These casters can be powder coated to color match your equipment (subject to minimum order quantity).

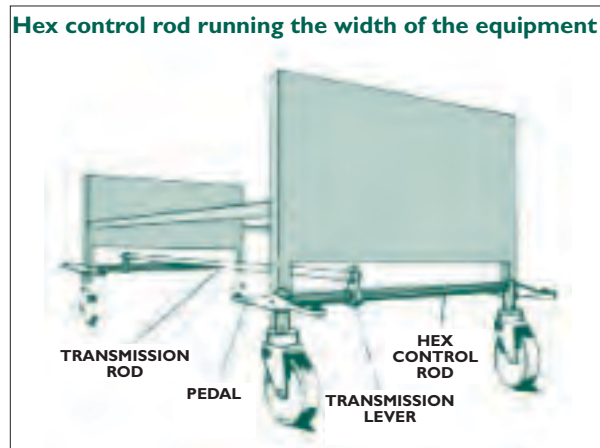
**Tire Materials:** Available with antistatic, grey rubber, nylon and polyurethane tires. All wheels have sleeve, plain or ball bearings in the wheels. All wheels have nut & bolt axle for ease of cleaning. Thread guards are available on many wheels.

**Typical Applications Include:** Medium weight equipment which requires a low profile, easy rolling, strong casters with a very positive locking brake – including patient lifters, x-ray equipment, and other diagnostic equipment.

Centralok casters feature a patented brake mechanism which permits the user to lock and release all casters from a convenient location on the equipment. The touch of a pedal gives you instant, positive control, shifting the Centralok casters from free wheeling (all swivel and wheel locks released)...to steering lock (wheels locked in a straight-ahead position for improved tracking)...to total lock (all swivel and wheel locks are applied instantly to positively immobilize the equipment in place for maximum stability and safety).



Locking Centralok casters are controlled by a 7/16" hex rod which can run the length or width of your



Centralok stems can be supplied to accept control rods from either direction.

### Accessories available for Centralok casters

**Steering Lock:** A steering lock for straight line tracking can be integrated into the caster (normally ordered on one or two casters per set). When the cam is in the uppermost position, the steering lock is on.

**Free Swivel:** To complement the Centralok system, free swiveling casters (without the locking mechanism) are available. Stem length is typically 1-3/4", all other dimensions remain the same.



**Transmission Levers:** A selection of transmission levers is available for almost any



**Pedals:** Powder coated and chrome plated pedals help control Centralok casters and enhance the appearance of your equipment.